

| Unique ID | Dissemination Category | Instructions for the Form | Information Need         | Type of Question              |
|-----------|------------------------|---------------------------|--------------------------|-------------------------------|
| M0029     | Public                 | Select One                | distance from the market | Recommended by Cluster/WG/AoR |

Question Text

How long does it take to walk from the location to the market?

Response Options

less than 1 hour; 1-2 hours; more than 2 hours; do not know/no answer

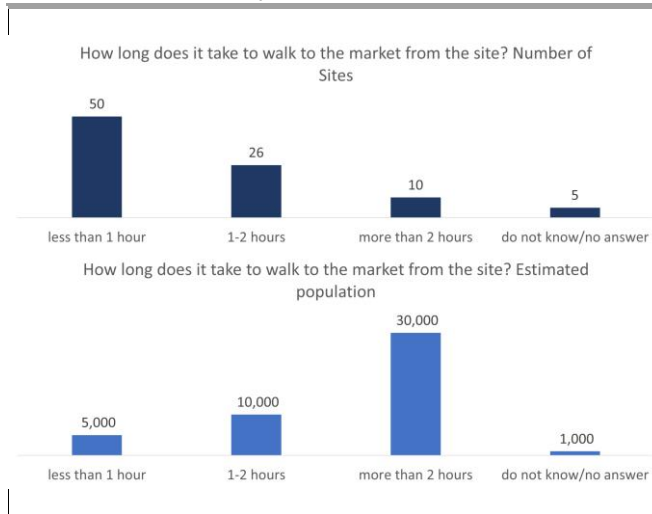
Preconditions for Data Collection

Discuss with Inter Cluster Coordination Group or CASH WG if they need this info. This is only able to provide an indication of feasibility for multi purpose Cash modality. This is not a CASH feasibility assessment

Recommended Source of information

Site Management

Example of Visualisation



Example of Descriptive Analysis

According to key informants: people living in xx sites are more than 2 hours away from the market. The estimated population living in these sites is xyz; people living in xx sites are less than 1 hour away from the market. The estimated population living in these sites is yyz; people living in zx sites are between 1 and 2 hours away from the market. The estimated population of these sites is yz.

Example of Use that can be done by Data Users (eg, CWG, Cluster)

May contribute to an initial understanding of market availability and access as part of an overall understanding of cash feasibility, and may indicate need for / inform subsequent market assessments.

Dataset of Interest for:

|            | CASH WG | CCCM      | Child Protection | Education      | Food Security | GBV |  |
|------------|---------|-----------|------------------|----------------|---------------|-----|--|
| Livelihood |         | Nutrition | Protection       | Shelter & NFIs | WASH          |     |  |

| Unique ID | Dissemination Category | Instructions for the Form | Information Need        | Type of Question              |
|-----------|------------------------|---------------------------|-------------------------|-------------------------------|
| M0030     | Public                 | Select One                | transport to the market | Recommended by Cluster/WG/AoR |

Question Text

How do most people get from the location to the market?

Response Options

Walking; public transportation (bus, van, taxi); private car/bikes; no access to market; do not know/no answer

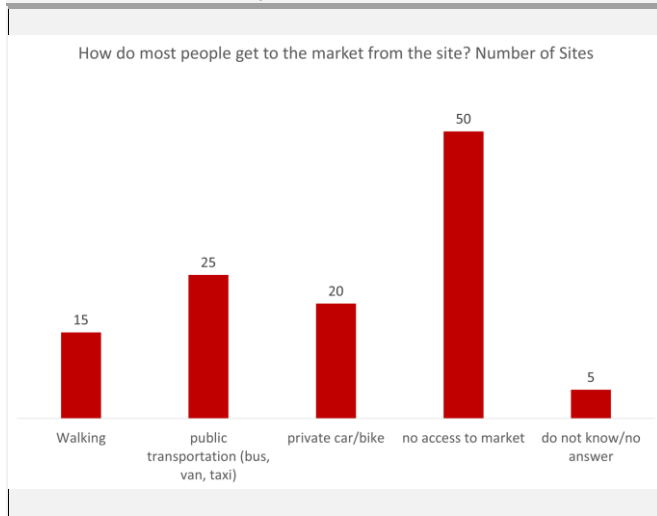
Preconditions for Data Collection

Discuss with Inter Cluster Coordination Group or CASH WG if they need this info. This is only able to provide an indication of feasibility for multi purpose Cash modality. This is not a CASH feasibility assessment

Recommended Source of information

Site Management

Example of Visualisation



Example of Descriptive Analysis

According to key informants, population get to the market walking in xx of the xx sites with access to the market; while in yy sites population uses public transport and in yz they use private cars /bikes. In xyz sites there is no access to the market.

Example of Use that can be done by Data Users (eg, CWG, Cluster)

May contribute to an initial understanding of market availability and access as part of an overall understanding of cash feasibility, and may indicate need for / inform subsequent market assessments.

Dataset of Interest for:

| CASH WG | CCCM | Child Protection | Food Security | GBV |
|---------|------|------------------|---------------|-----|
|         |      | Protection       |               |     |

| Unique ID | Dissemination Category | Instructions for the Form | Information Need          | Type of Question              |
|-----------|------------------------|---------------------------|---------------------------|-------------------------------|
| M0031     | Public                 | Select One                | ability to use the market | Recommended by Cluster/WG/AoR |

Question Text

Can most people buy what they need at the market?

Response Options

yes; no; not most people; Do not know/No Answer

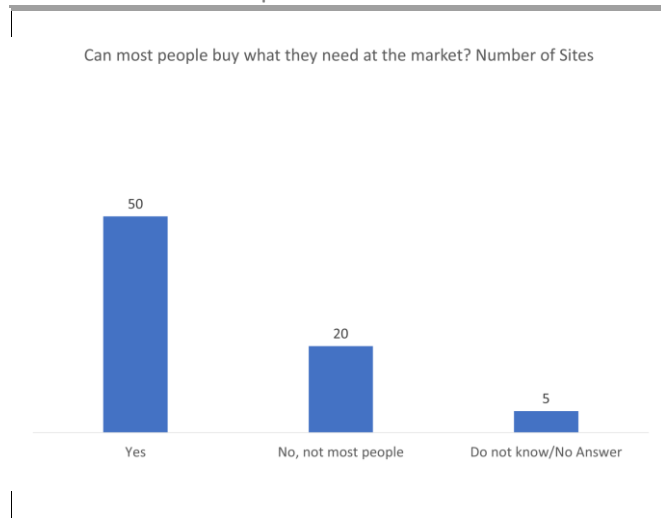
Preconditions for Data Collection

Discuss with Inter Cluster Coordination Group or CASH WG if they need this info. This is only able to provide an indication of feasibility for multi purpose Cash modality. This is not a CASH feasibility assessment

Recommended Source of information

Site Management

Example of Visualisation



Example of Descriptive Analysis

According to key informants, in xx of XY assessed sites most people can buy what they need for the market, while in xy sites, most people cannot buy what they need.

Example of Use that can be done by Data Users (eg, CWG, Cluster)

May contribute to an initial understanding of market availability and access as part of an overall understanding of cash feasibility, and may indicate need for / inform subsequent market assessments.

Dataset of Interest for:

|            | CASH WG | CCCM | Child Protection | Education      | Food Security | GBV |  |
|------------|---------|------|------------------|----------------|---------------|-----|--|
| Livelihood |         |      | Protection       | Shelter & NFIs | WASH          |     |  |

| Unique ID | Dissemination Category | Instructions for the Form | Information Need                              | Type of Question              |
|-----------|------------------------|---------------------------|---|-------------------------------|
| M0032     | Public                 | Select up to 2            | reasons for limited ability to use the marker | Recommended by Cluster/WG/AoR |

Question Text

If most people cannot buy what they need at the market, why not?

Response Options

do not have enough money/ prices are too high; there is no market nearby; the market is not far but cannot be reached; the market does not sell to this population; items they need are not usually available at the market; items are of bad quality; violence/safety issues; other (specify); do not know/no answer

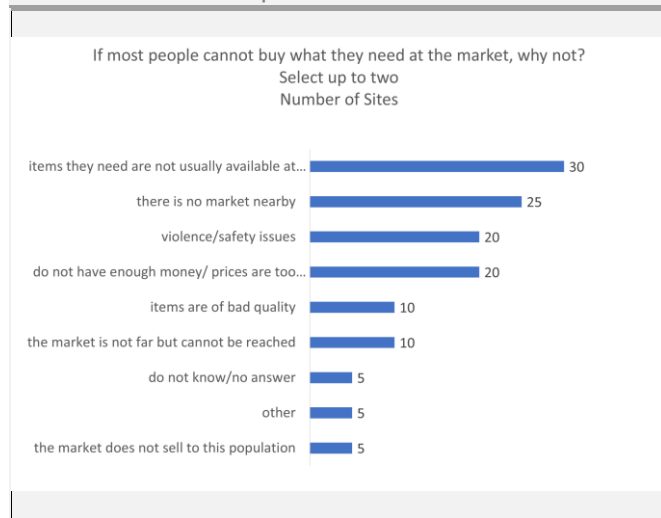
Preconditions for Data Collection

Discuss with Inter Cluster Coordination Group or CASH WG if they need this info. This is only able to provide an indication of feasibility for multi purpose Cash modality. This is not a CASH feasibility assessment

Recommended Source of information

Site Management

Example of Visualisation



Example of Descriptive Analysis

According to key informants, in xx sites people can buy what they need, while xy cannot, because: they do not have enough money/ prices are too high (xy sitse); there is no market nearby (yy sites); items are of bad quality (zx sites); the market is not far but cannot be reached (yy site); the market does not sell to this population (y sites)-items they need are not usually available at the market (z sites)-of violence/safety issues (xz sites)

Example of Use that can be done by Data Users (eg, CWG, Cluster)

May contribute to an initial understanding of market availability and access as part of an overall understanding of cash feasibility, and may indicate need for / inform subsequent market assessments.

Dataset of Interest for:

|            | CASH WG | CCCM | Child Protection | Education      | Food Security | GBV |  |
|------------|---------|------|------------------|----------------|---------------|-----|--|
| Livelihood |         |      | Protection       | Shelter & NFIs | WASH          |     |  |

| Unique ID | Dissemination Category | Instructions for the Form | Information Need                              | Type of Question              |
|-----------|------------------------|---------------------------|---|-------------------------------|
| M0033     | Public                 |                           | groups with limited ability to use the market | Recommended by Cluster/WG/AoR |

Question Text

If only specific groups are unable to buy what they need at the market, who are these groups?

Response Options

[text]

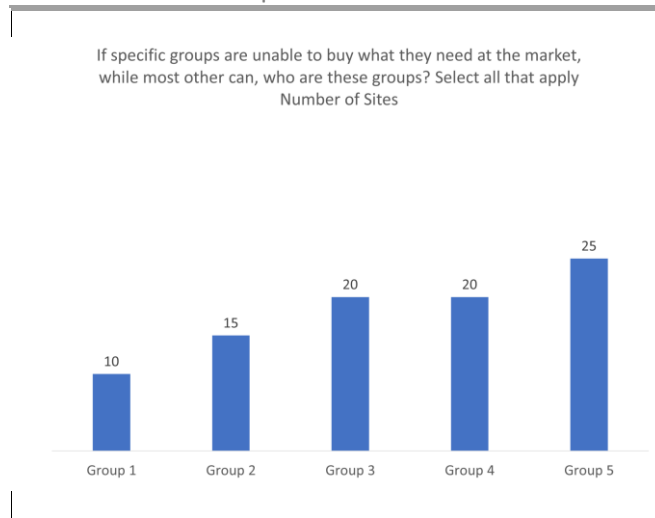
Preconditions for Data Collection

ask Protection. Discuss with Inter Cluster Coordination Group or CASH WG if they need this info. This is only able to provide an indication of feasibility for multi purpose Cash modality. This is not a CASH feasibility assessment

Recommended Source of information

Site Management

Example of Visualisation



Example of Descriptive Analysis

According to key informants, in xx of assessed sites specific groups are not able to buy what they need at the market. The main groups mentioned are: XX in xy sites; YZ in ys sites; XZ in xz sites; zZ in zs sites; and yzy in zzx sites.

Example of Use that can be done by Data Users (eg, CWG, Cluster)

May contribute to an initial understanding of market availability and access as part of an overall understanding of cash feasibility, and may indicate need for / inform subsequent market assessments.

Dataset of Interest for:

|            | CASH WG | CCCM | Child Protection | Education      | Food Security | GBV |  |
|------------|---------|------|------------------|----------------|---------------|-----|--|
| Livelihood |         |      | Protection       | Shelter & NFIs | WASH          |     |  |

| Unique ID | Dissemination Category | Instructions for the Form | Information Need  | Type of Question              |
|-----------|------------------------|---------------------------|---|-------------------------------|
| M0034     | Public                 | Select up to 2            | reasons for limited ability to use the market by specific | Recommended by Cluster/WG/AoR |

Question Text

Why are these groups unable to buy what they need at the market?

Response Options

do not have enough money/ prices are too high; the market is not far but cannot be reached; the market does not sell to this population; items they need are not usually available at the market; items they need are of bad quality; violence/safety issues; other (specify); do not know/no answer

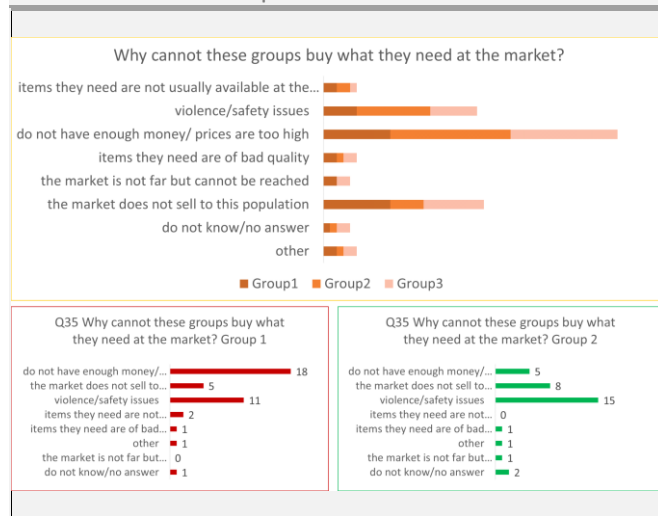
Preconditions for Data Collection

ask Protection. Discuss with Inter Cluster Coordination Group or CASH WG if they need this info. This is only able to provide an indication of feasibility for multi purpose Cash modality. This is not a CASH feasibility assessment

Recommended Source of information

Site Management

Example of Visualisation



Example of Descriptive Analysis

According to key informants, in xy sites some groups cannot buy what they need, while the majority can. These groups cannot buy what they need because: they do not have enough money/ prices are too high (xy sites); items they need are of bad quality (zx sites); the market is not far but cannot be reached (yy sites); the market does not sell to this population (y sites); items they need are not usually available at the market (z sites); of violence/safety issues (xz sites); Specifically, xxx group cannot buy what they need because: they do not have enough money/ prices are too high (xy sites); items they need are of bad quality (zx sites); the market is not far but cannot be reached (yy sites); the market does not sell to this population (y sites); items they need are not usually available at the market (z sites); of violence/safety issues (xz sites); zy

Example of Use that can be done by Data Users (eg, CWG, Cluster)

May contribute to an initial understanding of market availability and access as part of an overall understanding of cash feasibility, and may indicate need for / inform subsequent market assessments.

Dataset of Interest for:

|            | CASH WG | CCCM | Child Protection | Education      | Food Security | GBV |
|------------|---------|------|------------------|----------------|---------------|-----|
| Livelihood |         |      | Protection       | Shelter & NFIs | WASH          |     |

| Unique ID | Dissemination Category | Instructions for the Form | Information Need          | Type of Question              |
|-----------|------------------------|---------------------------|---------------------------|-------------------------------|
| M0035     | Public                 | Select up to 3            | modality of cash exchange | Recommended by Cluster/WG/AoR |

Question Text

What are the three main ways people at the location receive or transfer cash in daily transactions?

Response Options

ATM withdrawal; Bank withdrawal (from the counter); Microfinance Institution; Formal/institutionalised money transfer operator (Western union, money agent, etc.); Informal/Unofficial money transfer operator/network; Hand to hand; Mobile phone money transfer; most people do not access to cash; other (specify); do not know/no answer

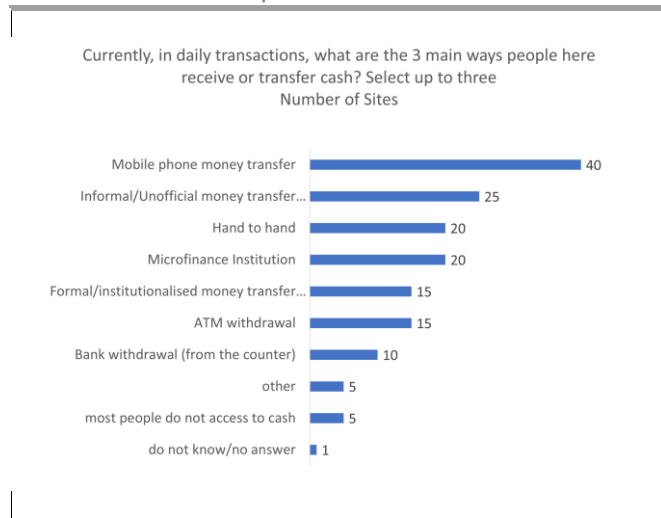
Preconditions for Data Collection

Discuss with Inter Cluster Coordination Group or CASH WG if they need this info. This is only able to provide an indication of feasibility for multi purpose Cash modality. This is not a CASH feasibility assessment

Recommended Source of information

Site Management

Example of Visualisation



Example of Descriptive Analysis

According to key informants: in xx sites people use ATM withdrawal and hand to hand as main ways to receive or transfer money; in yy sites, they use Bank withdrawal (from the counter); in yy sites, they use Microfinance Institution; in yzx sites, they use Formal /institutionalised money transfer operator; in yzx sites they use informal /Unofficial money transfer operator/network and in xys sites they use Mobile phone money transfer. In xy sites most people do not access cash.

Example of Use that can be done by Data Users (eg, CWG, Cluster)

Map by modality used

Dataset of Interest for:

|  | CASH WG | CCCM |  |  | Food Security |  |  |
|--|---------|------|--|--|---------------|--|--|
|  |         |      |  |  |               |  |  |

| Unique ID | Dissemination Category | Instructions for the Form | Information Need                      | Type of Question              |
|-----------|------------------------|---------------------------|---------------------------------------|-------------------------------|
| M0036     | Public                 | Select One                | presence of cash/voucher distribution | Recommended by Cluster/WG/AoR |

Question Text

Are cash or voucher distributions present in the location?

Response Options

yes; no; Do not know/no answer

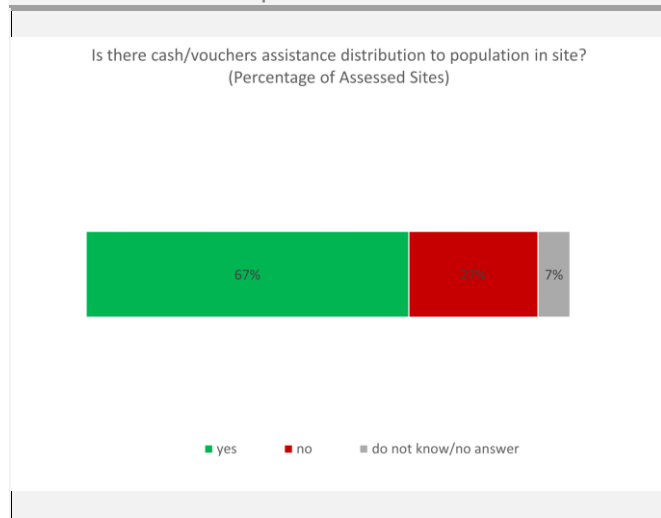
Preconditions for Data Collection

Discuss with Inter Cluster Coordination Group or CASH WG if they need this info. This is only able to provide an indication of feasibility for multi purpose Cash modality. This is not a CASH feasibility assessment

Recommended Source of information

Site Management

Example of Visualisation



Example of Descriptive Analysis

According to key informants, in xx% of assessed sites there is cash/vouchers assistance distribution (number), while in yz% (number) there is not.

Example of Use that can be done by Data Users (eg, CWG, Cluster)

May contribute to an initial understanding of the availability of financial service provides as part of an overall understanding of cash feasibility, and may indicate need for / inform subsequent Financial Service Provider (FSP) assessments

Dataset of Interest for:

|            | CASH WG | CCCM      | Child Protection | Education      | Food Security | GBV |  |
|------------|---------|-----------|------------------|----------------|---------------|-----|--|
| Livelihood |         | Nutrition | Protection       | Shelter & NFIs | WASH          |     |  |



| Unique ID | Dissemination Category | Instructions for the Form | Information Need                   | Type of Question              |
|-----------|------------------------|---------------------------|------------------------------------|-------------------------------|
| M0037     | Public                 | Select One                | type of cash /voucher distribution | Recommended by Cluster/WG/AoR |

Question Text

Can the distributed cash/vouchers assistance be used for any item or only for specific items (for example, only on food, only on hygiene items, etc.)?

Response Options

Can be spent on anything; Can be spent only on specific items; do not know/ no answer

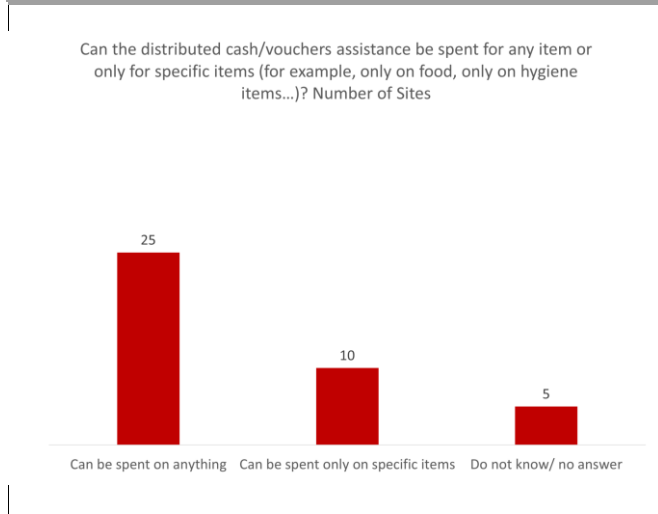
Preconditions for Data Collection

Discuss with Inter Cluster Coordination Group or CASH WG if they need this info. This is only able to provide an indication of feasibility for multi purpose Cash modality. This is not a CASH feasibility assessment

Recommended Source of information

Site Management

Example of Visualisation



Example of Descriptive Analysis

According to key informants, in xx of the YYX assessed sites where there is cash/vouchers assistance distribution, the cash/voucher assistance can be spent on anything, while in yz sites it can only be spent on identified items.

Example of Use that can be done by Data Users (eg, CWG, Cluster)

Initial understanding of ongoing programmes /may inform subsequent assessments

Dataset of Interest for:

|            | CASH WG | CCCM      | Child Protection | Education      | Food Security | GBV |  |
|------------|---------|-----------|------------------|----------------|---------------|-----|--|
| Livelihood |         | Nutrition | Protection       | Shelter & NFIs | WASH          |     |  |

| Unique ID | Dissemination Category | Instructions for the Form | Information Need           | Type of Question              |
|-----------|------------------------|---------------------------|----------------------------|-------------------------------|
| M0038     | Public                 | Select One                | cash/voucher provider type | Recommended by Cluster/WG/AoR |

Question Text

If households receive assistance through cash or vouchers, what type of organization/agency provided the assistance?

Response Options

government; private donors; international NGO /UN; religious group; local CBO/NGO; other (specify); do not know/ no answer

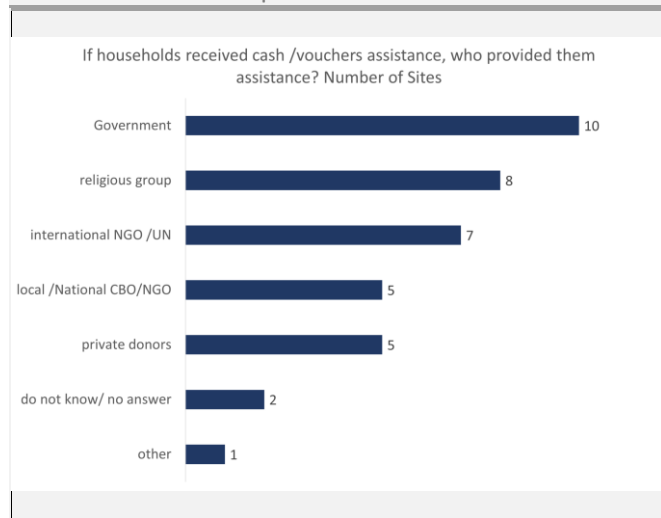
Preconditions for Data Collection

Discuss with Inter Cluster Coordination Group or CASH WG if they need this info. This is only able to provide an indication of feasibility for multi purpose Cash modality. This is not a CASH feasibility assessment

Recommended Source of information

Site Management

Example of Visualisation



Example of Descriptive Analysis

According to key informants, cash/voucher assistance is provided by: Government in xx sites ; Religions groups in xy sites ; local/National CBOs/NGOs in z sites; private donors in yzy sites ; International NGOs/UN in zx sites.

Example of Use that can be done by Data Users (eg, CWG, Cluster)

Initial understanding of ongoing programmes /may inform subsequent assessments

Dataset of Interest for:

|            | CASH WG | CCCM |  |  | Food Security |  |  |
|------------|---------|------|--|--|---------------|--|--|
| Livelihood |         |      |  |  | WASH          |  |  |

| Unique ID | Dissemination Category | Instructions for the Form | Information Need                              | Type of Question              |
|-----------|------------------------|---------------------------|---|-------------------------------|
| M0039     | Public                 |                           | amount of cash/voucher distributed per HH per | Recommended by Cluster/WG/AoR |

Question Text

If households receive assistance through cash or vouchers , what was the amount received by each household per distribution (approximately and in local currency)?

Response Options

[decimal]

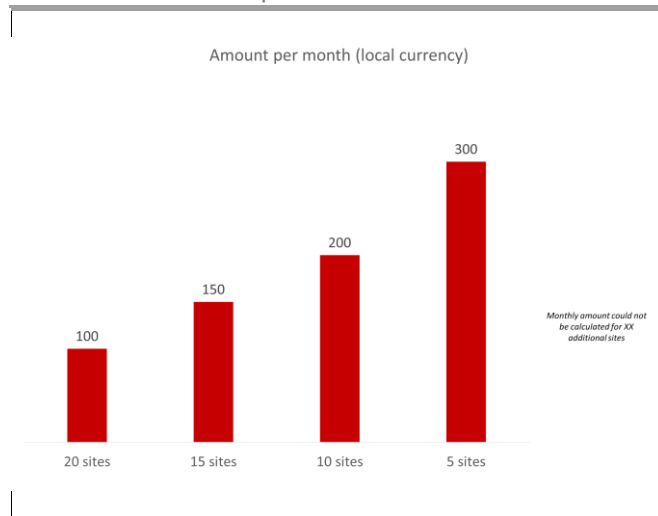
Preconditions for Data Collection

Discuss with Inter Cluster Coordination Group or CASH WG if they need this info. This is only able to provide an indication of feasibility for multi purpose Cash modality. This is not a CASH feasibility assessment

Recommended Source of information

Site Management

Example of Visualisation



Example of Descriptive Analysis

According to key informants, cash /voucher assistance varies between sites, from a minimum of xxx and a maximum of yyy per month. (cross analyse with questions on frequency of cash distribution) : In xx sites, the monthly amount received is approximate xys [local currency], in yy sites, it is xyzy, and in zz sites, it is yys. The monthly amount could not be calculated for XX sites, as distribution there was irregular /no information was available.

Example of Use that can be done by Data Users (eg, CWG, Cluster)

Initial understanding of ongoing programmes /may inform subsequent assessments

Dataset of Interest for:

|            | CASH WG | CCCM |  |  | Food Security |  |  |
|------------|---------|------|--|--|---------------|--|--|
| Livelihood |         |      |  |  | WASH          |  |  |

| Unique ID | Dissemination Category | Instructions for the Form | Information Need                       | Type of Question              |
|-----------|------------------------|---------------------------|--|-------------------------------|
| M0040     | Public                 | Select One                | frequency of cash/voucher distribution | Recommended by Cluster/WG/AoR |

Question Text

If households receive assistance through cash or vouchers, how often do households receive this cash/voucher assistance?

Response Options

1 time per week; 1 time every 2 weeks; 1 time per month; time every 2 months; Irregularly; Other (specify); Do not know/no answer

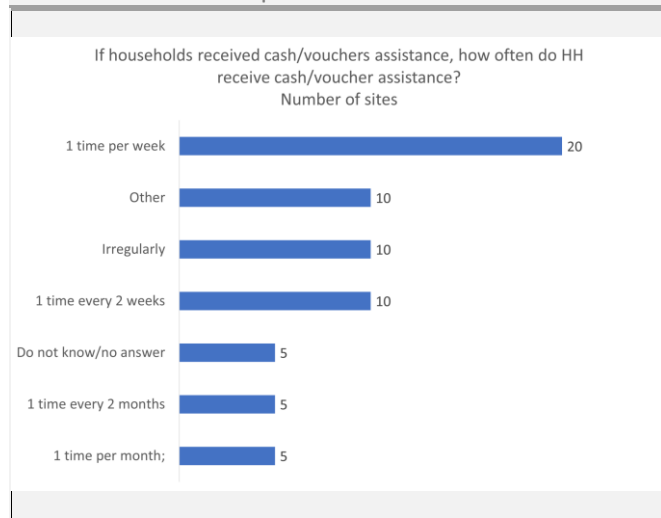
Preconditions for Data Collection

Discuss with Inter Cluster Coordination Group or CASH WG if they need this info. This is only able to provide an indication of feasibility for multi purpose Cash modality. This is not a CASH feasibility assessment

Recommended Source of information

Site Management

Example of Visualisation



Example of Descriptive Analysis

According to Key informants in assessed sites, distributions happens every month/every two months for most sites (xxy% of assessed sites) while it is irregular for xx% of sites.

Example of Use that can be done by Data Users (eg, CWG, Cluster)

Initial understanding of ongoing programmes /may inform subsequent assessments

Dataset of Interest for:

|            | CASH WG | CCCM |  |  | Food Security |  |  |
|------------|---------|------|--|--|---------------|--|--|
| Livelihood |         |      |  |  | WASH          |  |  |

| Unique ID | Dissemination Category | Instructions for the Form | Information Need         | Type of Question              |
|-----------|------------------------|---------------------------|--------------------------|-------------------------------|
| M0046     | Public                 | Select up to 3            | Access to NFI - modality | Recommended by Cluster/WG/AoR |

Question Text

How do households in the community mostly access these items/NFIs?

Response Options

buy it at the market; exchange it with other items; given for free by relatives and friends; given for free by local groups/individuals; given for free by external groups/individuals; given for free by authorities; we owned the items already from before the movement; Other, specify; there is no access to such items; do not know/no answer

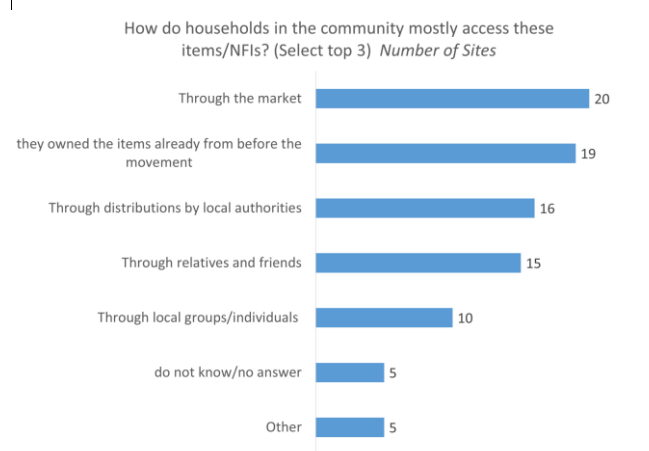
Preconditions for Data Collection

Recommended Source of information

|  |                           |
|--|---------------------------|
|  | NFI actor/Site Management |
|--|---------------------------|

Example of Visualisation

Example of Descriptive Analysis

| <p>How do households in the community mostly access these items/NFIs? (Select top 3) <i>Number of Sites</i></p>  <table border="1"> <thead> <tr> <th>Access Method</th> <th>Number of Sites</th> </tr> </thead> <tbody> <tr> <td>Through the market</td> <td>20</td> </tr> <tr> <td>they owned the items already from before the movement</td> <td>19</td> </tr> <tr> <td>Through distributions by local authorities</td> <td>16</td> </tr> <tr> <td>Through relatives and friends</td> <td>15</td> </tr> <tr> <td>Through local groups/individuals</td> <td>10</td> </tr> <tr> <td>do not know/no answer</td> <td>5</td> </tr> <tr> <td>Other</td> <td>5</td> </tr> </tbody> </table> | Access Method   | Number of Sites | Through the market | 20 | they owned the items already from before the movement | 19 | Through distributions by local authorities | 16 | Through relatives and friends | 15 | Through local groups/individuals | 10 | do not know/no answer | 5 | Other | 5 | <p>"In xx sites, KI indicated that households access items they need mostly through the market and local groups/individuals; In xx sites through distribution by local authorities and in yy sites through relatives and friends and external groups/individuals..."</p> |
|--|-----------------|-----------------|--------------------|----|---|----|--|----|-------------------------------|----|----------------------------------|----|-----------------------|---|-------|---|--|
| Access Method  | Number of Sites |                 |                    |    |   |    |  |    |                               |    |                                  |    |                       |   |       |   |  |
| Through the market   | 20              |                 |                    |    |   |    |  |    |                               |    |                                  |    |                       |   |       |   |  |
| they owned the items already from before the movement  | 19              |                 |                    |    |   |    |  |    |                               |    |                                  |    |                       |   |       |   |  |
| Through distributions by local authorities   | 16              |                 |                    |    |   |    |  |    |                               |    |                                  |    |                       |   |       |   |  |
| Through relatives and friends  | 15              |                 |                    |    |   |    |  |    |                               |    |                                  |    |                       |   |       |   |  |
| Through local groups/individuals   | 10              |                 |                    |    |   |    |  |    |                               |    |                                  |    |                       |   |       |   |  |
| do not know/no answer  | 5               |                 |                    |    |   |    |  |    |                               |    |                                  |    |                       |   |       |   |  |
| Other  | 5               |                 |                    |    |   |    |  |    |                               |    |                                  |    |                       |   |       |   |  |

Example of Use that can be done by Data Users (eg, CWG, Cluster)

Dataset of Interest for:

|  |         |      |  |                |               |  |  |
|--|---------|------|--|----------------|---------------|--|--|
|  | CASH WG | CCCM |  |                | Food Security |  |  |
|  |         |      |  | Shelter & NFIs | WASH          |  |  |

| Unique ID | Dissemination Category | Instructions for the Form | Information Need   | Type of Question              |
|-----------|------------------------|---------------------------|--------------------|-------------------------------|
| M0130     | Public                 | Select One                | Distance from town | Recommended by Cluster/WG/AoR |

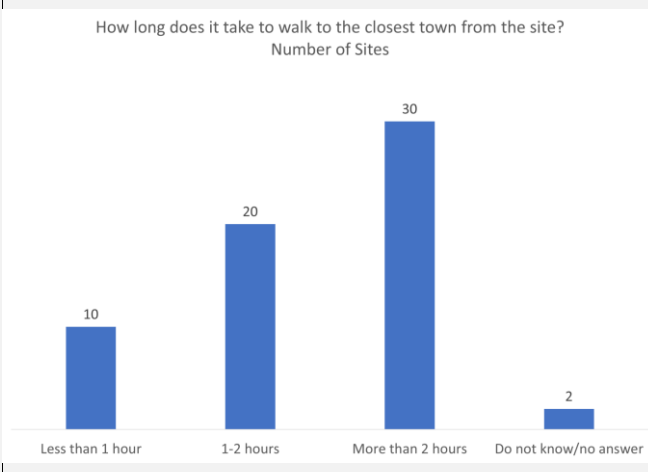
Question Text

How long does it take to walk to the closest town from this location?

Response Options

less than 1 hour; 1-2 hours; more than 2 hours; Do not know/no answer

| Preconditions for Data Collection  | Recommended Source of information |
|--|-----------------------------------|
| Discuss with CCCM and Livelihood actors if this is needed to identify access to livelihood, and services | Site Management                   |

| Example of Visualisation   | Example of Descriptive Analysis |                 |                  |    |           |    |                   |    |                       |   |  |
|--|---------------------------------|-----------------|------------------|----|-----------|----|-------------------|----|-----------------------|---|--|
| <p>How long does it take to walk to the closest town from the site?</p> <p>Number of Sites</p>  <table border="1"> <caption>Data for Example of Visualisation</caption> <thead> <tr> <th>Walking Distance</th> <th>Number of Sites</th> </tr> </thead> <tbody> <tr> <td>Less than 1 hour</td> <td>10</td> </tr> <tr> <td>1-2 hours</td> <td>20</td> </tr> <tr> <td>More than 2 hours</td> <td>30</td> </tr> <tr> <td>Do not know/no answer</td> <td>2</td> </tr> </tbody> </table> | Walking Distance                | Number of Sites | Less than 1 hour | 10 | 1-2 hours | 20 | More than 2 hours | 30 | Do not know/no answer | 2 | <p>According to key informants, xx% of assessed sites are less than 1 hour walk from the closest town, while yy% are more than 2 hours away.</p> |
| Walking Distance   | Number of Sites                 |                 |                  |    |           |    |                   |    |                       |   |  |
| Less than 1 hour   | 10                              |                 |                  |    |           |    |                   |    |                       |   |  |
| 1-2 hours  | 20                              |                 |                  |    |           |    |                   |    |                       |   |  |
| More than 2 hours  | 30                              |                 |                  |    |           |    |                   |    |                       |   |  |
| Do not know/no answer  | 2                               |                 |                  |    |           |    |                   |    |                       |   |  |

Example of Use that can be done by Data Users (eg, CWG, Cluster)

List of sites, population, access to work, food production, distance from town and means of transportation with the clusters and response actors for livelihood, protection and Intersector for potential prioritization of interventions (less access to town)

| Dataset of Interest for: |         |      |            |  |  |  |  |
|--------------------------|---------|------|------------|--|--|--|--|
|                          | CASH WG | CCCM |            |  |  |  |  |
| Livelihood               |         |      | Protection |  |  |  |  |

| Unique ID | Dissemination Category | Instructions for the Form | Information Need                | Type of Question              |
|-----------|------------------------|---------------------------|---------------------------------|-------------------------------|
| M0131     | Public                 | Select up to 3            | Means of transportation to town | Recommended by Cluster/WG/AoR |

Question Text

How do most people get to town from the this location?

Response Options

Walking; public transportation (bus, van, taxi); private car/bike (no-payment); most people do not reach town; do not know/no answer


Preconditions for Data Collection

Recommended Source of information

|  |                 |
|--|-----------------|
|  | Site Management |
|--|-----------------|

Example of Visualisation

Example of Descriptive Analysis

| <p>How do most people get to town from the site?<br/>Number of Sites</p>  <table border="1"> <thead> <tr> <th>Transportation Method</th> <th>Number of Sites</th> </tr> </thead> <tbody> <tr> <td>Walking</td> <td>20</td> </tr> <tr> <td>Most people do not reach town</td> <td>10</td> </tr> <tr> <td>Public transportation (bus, van, taxi)</td> <td>6</td> </tr> <tr> <td>Private car/bike (no-payment)</td> <td>1</td> </tr> <tr> <td>Do not know/no answer</td> <td>3</td> </tr> </tbody> </table> | Transportation Method | Number of Sites | Walking | 20 | Most people do not reach town | 10 | Public transportation (bus, van, taxi) | 6 | Private car/bike (no-payment) | 1 | Do not know/no answer | 3 | <p>According to key informants, persons in xx% of assessed sites walk to/from the closest town, while in yy% take public transport and people in yz% of sites do not usually reach town.</p> |
|---|-----------------------|-----------------|---------|----|-------------------------------|----|--|---|-------------------------------|---|-----------------------|---|--|
| Transportation Method   | Number of Sites       |                 |         |    |                               |    |  |   |                               |   |                       |   |  |
| Walking   | 20                    |                 |         |    |                               |    |  |   |                               |   |                       |   |  |
| Most people do not reach town   | 10                    |                 |         |    |                               |    |  |   |                               |   |                       |   |  |
| Public transportation (bus, van, taxi)  | 6                     |                 |         |    |                               |    |  |   |                               |   |                       |   |  |
| Private car/bike (no-payment)   | 1                     |                 |         |    |                               |    |  |   |                               |   |                       |   |  |
| Do not know/no answer   | 3                     |                 |         |    |                               |    |  |   |                               |   |                       |   |  |

Example of Use that can be done by Data Users (eg, CWG, Cluster)

List of sites, population, access to work, food production, distance from town and means of transportation with the clusters and response actors for livelihood, protection and Intersector for potential prioritization of interventions (less access to town)

Dataset of Interest for:

|            | CASH WG | CCCM |            |  |  |  |
|------------|---------|------|------------|--|--|--|
| Livelihood |         |      | Protection |  |  |  |

| Unique ID | Dissemination Category | Instructions for the Form | Information Need                  | Type of Question              |
|-----------|------------------------|---------------------------|-----------------------------------|-------------------------------|
| M0048     | Public                 | Select up to 3            | reason for lack of access to NFIs | Recommended by Cluster/WG/AoR |

Question Text

Why is the population in need of those NFI unable to access them?

Response Options

they can and they buy it; there is no market or access to market from the site; there is access to the market from the site, but it is not safe; there is access to the market, but they do not sell to us (discrimination); there is access to the market, but this item is not sold on the market/rarely available; items are sold, and there is access to the market, but items are too expensive/people do not have enough money; items are sold, and there is access to the market, but items are of bad quality; other, specify; no answer/do not know

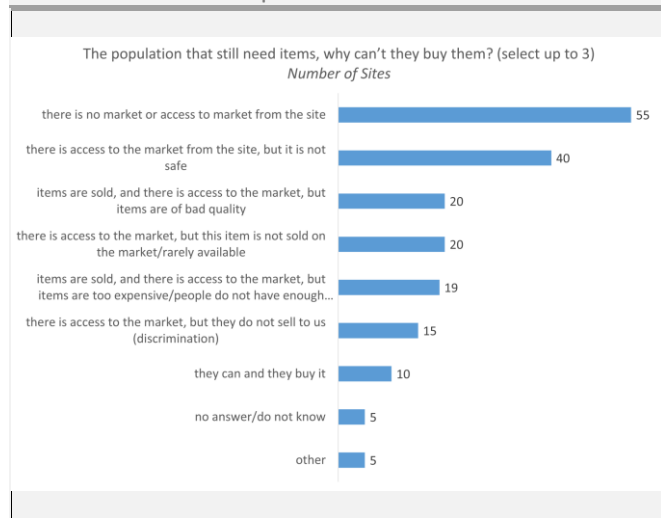
Preconditions for Data Collection

Recommended Source of information

Member of Residents Committee/NFI actor/Site Management

Example of Visualisation

Example of Descriptive Analysis



"In xx sites, KI identified lack of availability of some items on the market as one of the main obstacles to buying them; in xx sites, KI identified bad quality of itmes or lack of money as one of the main obstacle to buying such items; in yy sites, KI stated that population could and did buy such items ...."

Example of Use that can be done by Data Users (eg, CWG, Cluster)

|  |  |  |  |  |  |  |  |
|--|--|--|--|--|--|--|--|
|  |  |  |  |  |  |  |  |
|--|--|--|--|--|--|--|--|

Dataset of Interest for:

|  |         |      |  |                |               |  |  |
|--|---------|------|--|----------------|---------------|--|--|
|  | CASH WG | CCCM |  |                | Food Security |  |  |
|  |         |      |  | Shelter & NFIs | WASH          |  |  |



| Unique ID | Dissemination Category | Instructions for the Form | Information Need                     | Type of Question              |
|-----------|------------------------|---------------------------|--------------------------------------|-------------------------------|
| M0101     | Public                 | select all that apply     | availability and access to medicines | Recommended by Cluster/WG/AoR |

Question Text

Are medicines normally available on the market?

Response Options

Yes, of good quality and people can afford them; yes but not good quality; yes but people cannot afford them; no; do not know/ no answer

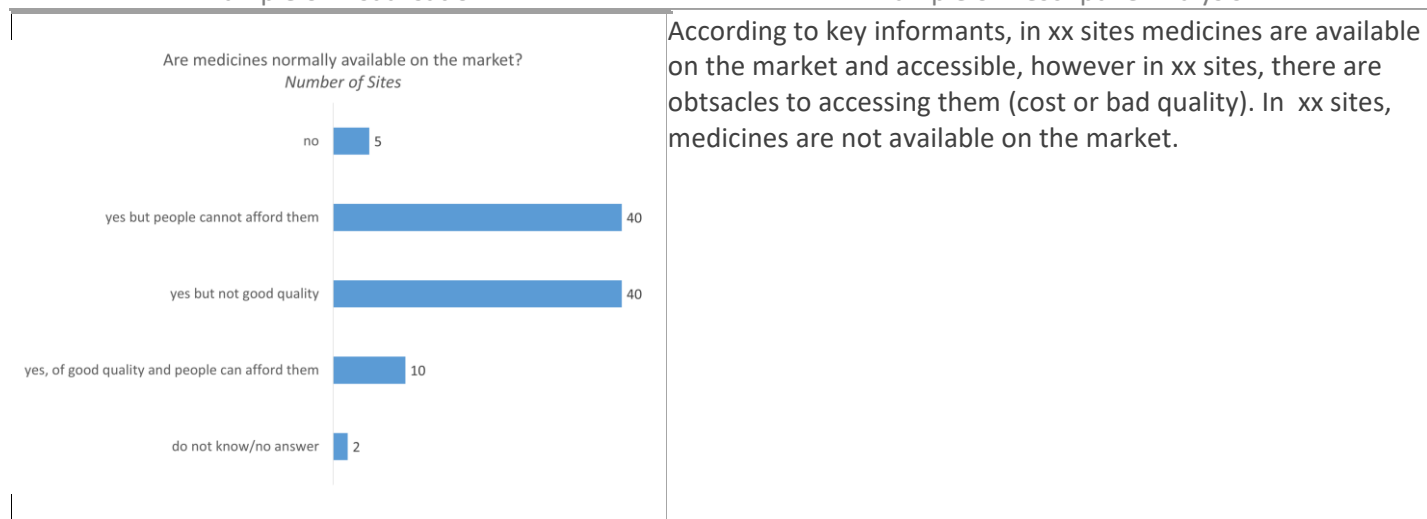
Preconditions for Data Collection

Recommended Source of information

|  |   |
|--|---|
|  | member of Residents Committee/Healthcare Worker/Site Management |
|--|---|

Example of Visualisation

Example of Descriptive Analysis



Example of Use that can be done by Data Users (eg, CWG, Cluster)

|  |
|--|
|  |
|--|

Dataset of Interest for:

|  |         |           |  |  |  |  |        |
|--|---------|-----------|--|--|--|--|--------|
|  | CASH WG | CCCM      |  |  |  |  | Health |
|  |         | Nutrition |  |  |  |  |        |

| Unique ID | Dissemination Category | Instructions for the Form | Information Need                                    | Type of Question |
|-----------|------------------------|---------------------------|---|------------------|
| M0161     | Public                 | Select one                | Increase in food prices that could impact nutrition | optional         |

Question Text

Was there an increase in the price of foods in the last two months that makes it difficult to buy food?

Response Options

yes; no; Do not know/no answer

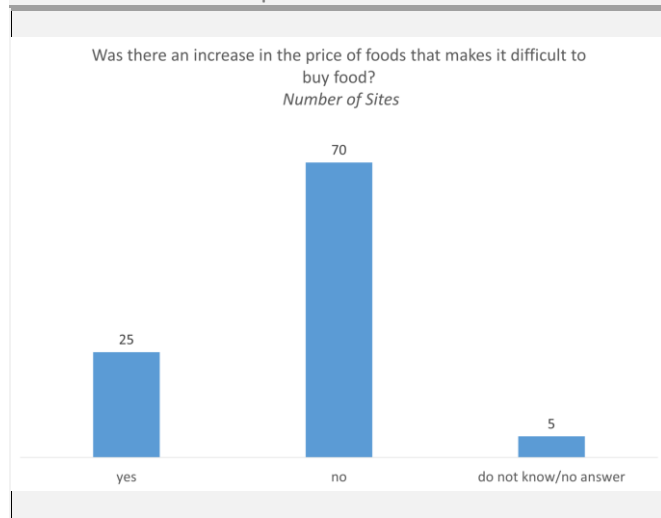
Preconditions for Data Collection

Recommended Source of information

Nutrition actor/Healthcare worker/ member of Residents Committee Member/Site Management

Example of Visualisation

Example of Descriptive Analysis



RED FLAG to communicate to Nutrition cluster and FSCLuster; According to Key informants inxx% of assessed sites, there was an increase of food prices in the two months before the data collection that makes it difficult to buy food.

Example of Use that can be done by Data Users (eg, CWG, Cluster)

Identify possible sites where nutrition may suddenly have worsened (by Nutrition cluster); Geographical analysis (by CASH WG, Nutrition) for further comparison with nutrition rates and prices

Dataset of Interest for:

|  |         |           |                  |           |               |  |  |
|--|---------|-----------|------------------|-----------|---------------|--|--|
|  | CASH WG | CCCM      | Child Protection | Education | Food Security |  |  |
|  |         | Nutrition |                  |           |               |  |  |

| Unique ID | Dissemination Category | Instructions for the Form | Information Need                   | Type of Question |
|-----------|------------------------|---------------------------|------------------------------------|------------------|
| M0001     | Public                 | Select up to 3            | Current modality of accessing food | optional         |

Question Text

How do households in the community mostly access food?

Response Options

buy it at the market; exchange it with other items; given for free by relatives and friends; given for free by local groups/individuals; given for free by external groups/individuals; given for free by authorities; fishing/hunting/farming/picking; we are still consuming food we had from before the movement; there is no access to food; Other (specify); do not know/no answer

Preconditions for Data Collection

Recommended Source of information

|  |  |
|--|--|
|  | Residents Committee Member/Site Management |
|--|--|

Example of Visualisation

Example of Descriptive Analysis

Q1: How do households in the community mostly access food?  
(Select up to 3)

| Modality  | Percentage |
|---|------------|
| buy it at the market                              | 40%        |
| fishing/hunting/farming/picking                   | 30%        |
| there is no access to food                        | 20%        |
| given for free by external groups/individuals     | 20%        |
| given for free by authorities                     | 10%        |
| exchange it with other items                      | 10%        |
| do not know/no answer                             | 5%         |
| Other, specify                                    | 5%         |
| given for free by local groups/individuals        | 5%         |
| given for free by relatives and friends           | 5%         |
| we are still consuming food we had from before... | 2%         |

According to key informants, the top three modalities for households to access food in the community are: buy it at the market (50% of sites); given for free by relatives and friends (20% of sites); given for free by local groups/individuals (15% of sites) ; given for free by external groups/individuals (35% of sites); given for free by authorities (20% of sites); fishing/hunting/farming/picking (35% of sites); are still consuming food they had from before the movement (5% of sites); there is no access to food (2% of sites); exchange it with other items (1% of sites); Othes (1% of sites); do not know/no answer (1 %of sites)

Example of Use that can be done by Data Users (eg, CWG, Cluster)

mapping of location/areas where pop is able/not able to access markets for food (by Food Security cluster or CASH WG)

Dataset of Interest for:

|            | CASH WG | CCCM      |  |  | Food Security |  |  |
|------------|---------|-----------|--|--|---------------|--|--|
| Livelihood |         | Nutrition |  |  |               |  |  |

| Unique ID | Dissemination Category | Instructions for the Form | Information Need                             | Type of Question |
|-----------|------------------------|---------------------------|--|------------------|
| M0003     | Public                 | Select up to 2            | Reasons for lack of access to food at market | optional         |

Question Text

If most people in the location cannot buy their food, why not?

Response Options

they can and they buy it; there is no market or access to market from the site; there is access to the market from the site, but it is not safe; there is access to the market, but they do not sell to us (discrimination); there is access to the market, but needed food is not sold on the market/not sufficient; food is sold, and there is access to the market, but is too expensive/people do not have enough money; food is sold, and there is access to the market, but it is of bad quality; other, specify; no answer/do not know

Preconditions for Data Collection

Recommended Source of information

Residents Committee Member/Site Management

Example of Visualisation

Example of Descriptive Analysis



According to key informants, most people cannot buy their food as: there is no market or access to market from the site (xx% of sites); there is access to the market from the site, but it is not safe (xx% of sites); there is access to the market, but market does not sell to this population (discrimination) (xx% of sites); there is access to the market, but needed food is not sold on the market/not sufficient (xx% of sites); food is sold, and there is access to the market, but is too expensive/people do not have enough money (xx% of sites); food is sold, and there is access to the market, but it is of bad quality (xx% of sites); other reasons (xx% of sites). In xx% of sites KI could not answer.

Example of Use that can be done by Data Users (eg, CWG, Cluster)

Geographical analysis

Dataset of Interest for:

| CASH WG | CCCM      |            |  | Food Security |  |  |
|---------|-----------|------------|--|---------------|--|--|
|         | Nutrition | Protection |  |               |  |  |

| Unique ID | Dissemination Category | Instructions for the Form | Information Need                           | Type of Question |
|-----------|------------------------|---------------------------|--|------------------|
| M0006     | Public                 | Select One                | Food-buying capacity of population in site | optional         |

Question Text

Percentage of the population that has the financial capacity to buy sufficient food

Response Options

Nobody (around 0%); A few (around 25%); About half (around 50%); Most (around 75%); Everyone (around 100%); Do not know /No Answer

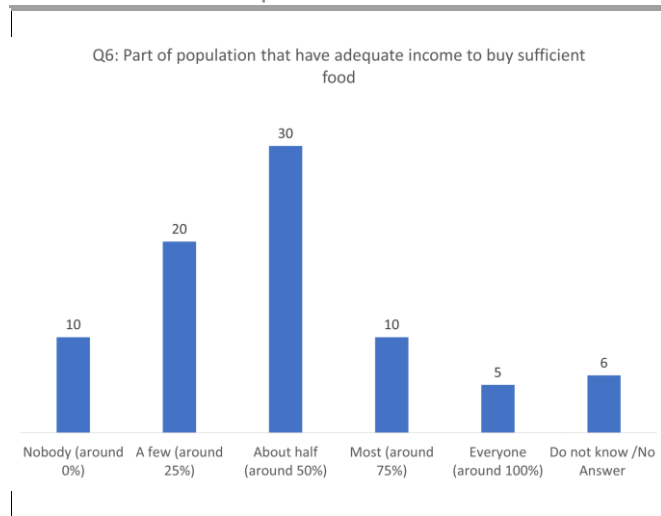
Preconditions for Data Collection

Recommended Source of information

|  |  |
|--|--|
|  | Residents Committee Member/Site Management |
|--|--|

Example of Visualisation

Example of Descriptive Analysis



According to key informants, no HH has enough income to buy sufficient food in xx% of assessed sites, while a few do in xx% of assessed sites, about half does in xx% of assessed sites, and most or all do in xx% of assessed sites. In xx% of assessed sites KI could not answer.

Example of Use that can be done by Data Users (eg, CWG, Cluster)

ranking of sites by pop percentage; break-down by site; estimate overall population current buying capacity

Dataset of Interest for:

|            | CASH WG | CCCM      |  |  | Food Security |  |  |
|------------|---------|-----------|--|--|---------------|--|--|
| Livelihood |         | Nutrition |  |  |               |  |  |

| Unique ID | Dissemination Category | Instructions for the Form | Information Need                      | Type of Question |
|-----------|------------------------|---------------------------|---------------------------------------|------------------|
| M0009     | Public                 | select all that apply     | Humanitarian Food assistance presence | optional         |

Question Text

What type of organization is providing food for free?

Response Options

government; private donors; international NGO /UN; religious group; local/national CBO/NGO; other (specify); nobody provides food for free; do not know/ no answer

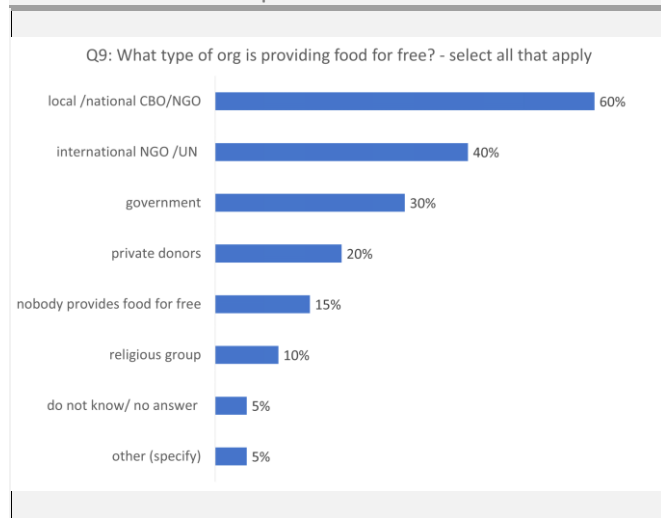
Preconditions for Data Collection

Recommended Source of information

Residents Committee Member/Site Management

Example of Visualisation

Example of Descriptive Analysis



According to Key Informants, in xx% of assessed sites government provides food for free, private donors do it in xx% of sites, international NGO /UN provide food for free in xx% of assessed sites; religious groups do in xx% of assessed sites ; local/national CBO/NGO do it in xx% of assessed sites , and others provide food for free in xx% of assessed sites. In xx% of assessed sites nobody provides food for free and KI could not answer in xx% of assessed sites.

Example of Use that can be done by Data Users (eg, CWG, Cluster)

Priority list of sites where no distributions happens, if no other modality of accessing food is identified by other questions (Food Security Cluster); identify main type of actors distributing food (Intersector)

Dataset of Interest for:

|  | CASH WG | CCCM      |  |  | Food Security |  |  |
|--|---------|-----------|--|--|---------------|--|--|
|  |         | Nutrition |  |  |               |  |  |

| Unique ID | Dissemination Category | Instructions for the Form | Information Need                            | Type of Question              |
|-----------|------------------------|---------------------------|---|-------------------------------|
| M0017     | Public                 | Select one                | Women and girls access to food distribution | Recommended by Cluster/WG/AoR |

Question Text

What is the proportion of women and girls who can access food distribution in the community?

Response Options

Nobody (around 0%); A few (around 25%); About half (around 50%); Most (around 75%); Everyone (around 100%); Do not know /No Answer

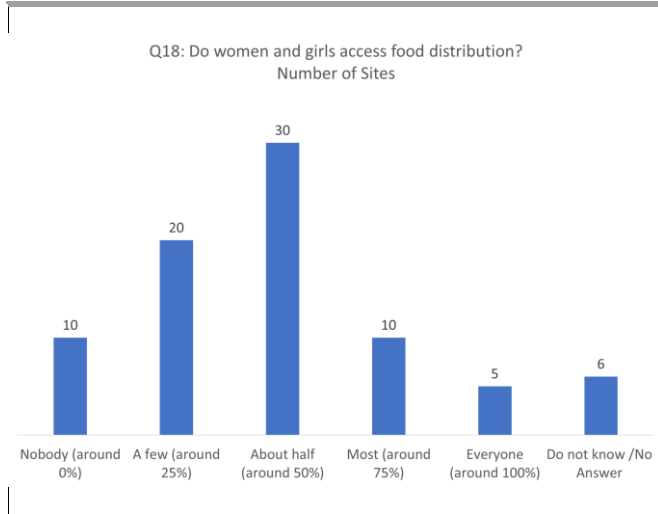
Preconditions for Data Collection

Recommended Source of information

|  |  |
|--|--|
|  | woman member of residents committee / woman / Protection actor/ food actor/ Site Manager |
|--|--|

Example of Visualisation

Example of Descriptive Analysis



According to key informants, in xx% of sites, no woman and girl can access food distribution, in xx% of sites only few can, in xx% of sites about half can access food distributions, and in xx% of sites all or most women and girls can access food distribution. In xx% of sites, KI could not answer.

Example of Use that can be done by Data Users (eg, CWG, Cluster)

Adjust food distribution modalities, time, and/or location, according to the reason

Dataset of Interest for:

|  |         |      |                  |  |               |     |  |
|--|---------|------|------------------|--|---------------|-----|--|
|  | CASH WG | CCCM | Child Protection |  | Food Security | GBV |  |
|  |         |      | Protection       |  |               |     |  |

| Unique ID | Dissemination Category | Instructions for the Form | Information Need                                   | Type of Question |
|-----------|------------------------|---------------------------|--|------------------|
| M0018     | Public                 | Select all that apply     | Reasons for lack of access to food distribution by | optional         |

Question Text

If women and girls are NOT able to access food distribution, why not?

Response Options

Distribution is done to men only, women and girls are not permitted to attend; Being at distribution site during distribution is unsafe for women and girls; The way to distribution site is not safe for women and girls; The time when food distributions happen make it difficult for women and girls to participate; There is no food distribution; others (specify); do not know/no answer

Preconditions for Data Collection

Recommended Source of information

woman member of residents committee / woman / Protection actor/ food actor/ Site Manager

Example of Visualisation

Example of Descriptive Analysis

If some women and girls are NOT able to access food distribution why not? (main reason) Number of Sites



According to key informants, in xx% of sites, women and girls cannot access food distribution as distributions are done to men only and women and girls are not permitted to attend; in xx% of sites, they do not have access to distributions as being at distribution site during distribution is unsafe for women and girls; in xx% of sites, the way to distribution site is not safe for women and girls; in xx% of sites the time when food distributions happen make it difficult for women and girls to participate; in xx% of sites there is no food distribution; in xx% of sites for other reasons. In xx% of sites, KI could not answer

Example of Use that can be done by Data Users (eg, CWG, Cluster)

Adjust food distribution modalities, time, and/or location, according to the reason

Dataset of Interest for:

| CASH WG | CCCM | Child Protection | Food Security | GBV |
|---------|------|------------------|---------------|-----|
|         |      | Protection       |               |     |



| Unique ID | Dissemination Category | Instructions for the Form | Information Need                             | Type of Question |
|-----------|------------------------|---------------------------|--|------------------|
| M0020     | Public                 | Select up to 3            | Copying mechanisms to deal with lack of food | optional         |

Question Text

What do people in the location do when they do not have enough food?

Response Options

No need to use coping strategy as no lack of food; Selling household assets / goods (jewellery, phone, furniture etc.); Selling productive assets or means of transport (sewing machine, wheelbarrow, bicycle, car, motorbike); Selling house or land; Reducing non-food expenses (e.g. health, education); Reducing food intake; Spending savings; Borrowing money / buying on credit; High risk / illegal work; Begging; Other (specify); do not know/no answer

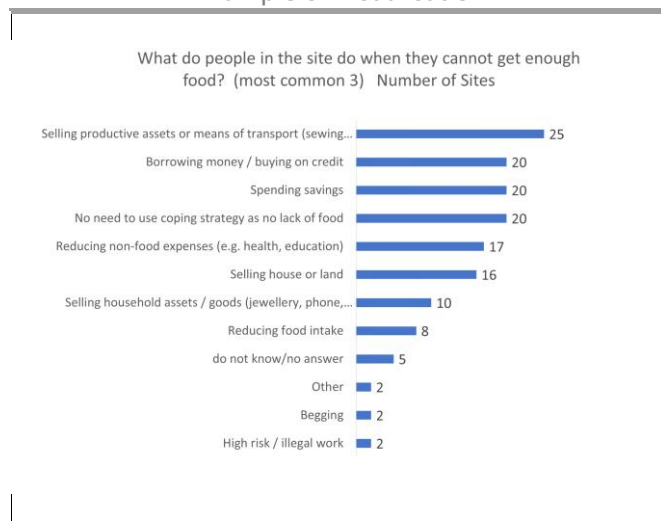
Preconditions for Data Collection

Recommended Source of information

|  |  |
|--|--|
|  | Residents Committee Member/Site Management |
|--|--|

Example of Visualisation

Example of Descriptive Analysis



According to key informants, in xx% of sites, people resort to high risk / illegal work to cope with lack of food, while in xx% of sites, people resort to begging; in xx% of sites, people have to sell household assets / goods (jewellery, phone, furniture etc.) in order to cope with lack of food; in xx% of sites people have to sell productive assets or means of transport (sewing machine, wheelbarrow, bicycle, car, motorbike); in xx% of sites, people have to sell house or land; in xx% of sites, people reduce non-food expenses (e.g. health, education); in xx% of sites, people reduce food intake; in xx% of sites, people spend their savings; in xx% of sites, people resort to borrowing money / buying on credit; in xx% of assessed sites there is no need to use coping strategy as there is no lack of food. In xx% of assessed sites, people use other coping mechanisms, and in

Example of Use that can be done by Data Users (eg, CWG, Cluster)

identify sites with most harmful coping strategies for planning

Dataset of Interest for:

|  |         |           |                  |           |               |     |  |
|--|---------|-----------|------------------|-----------|---------------|-----|--|
|  | CASH WG | CCCM      | Child Protection | Education | Food Security | GBV |  |
|  |         | Nutrition | Protection       |           |               |     |  |