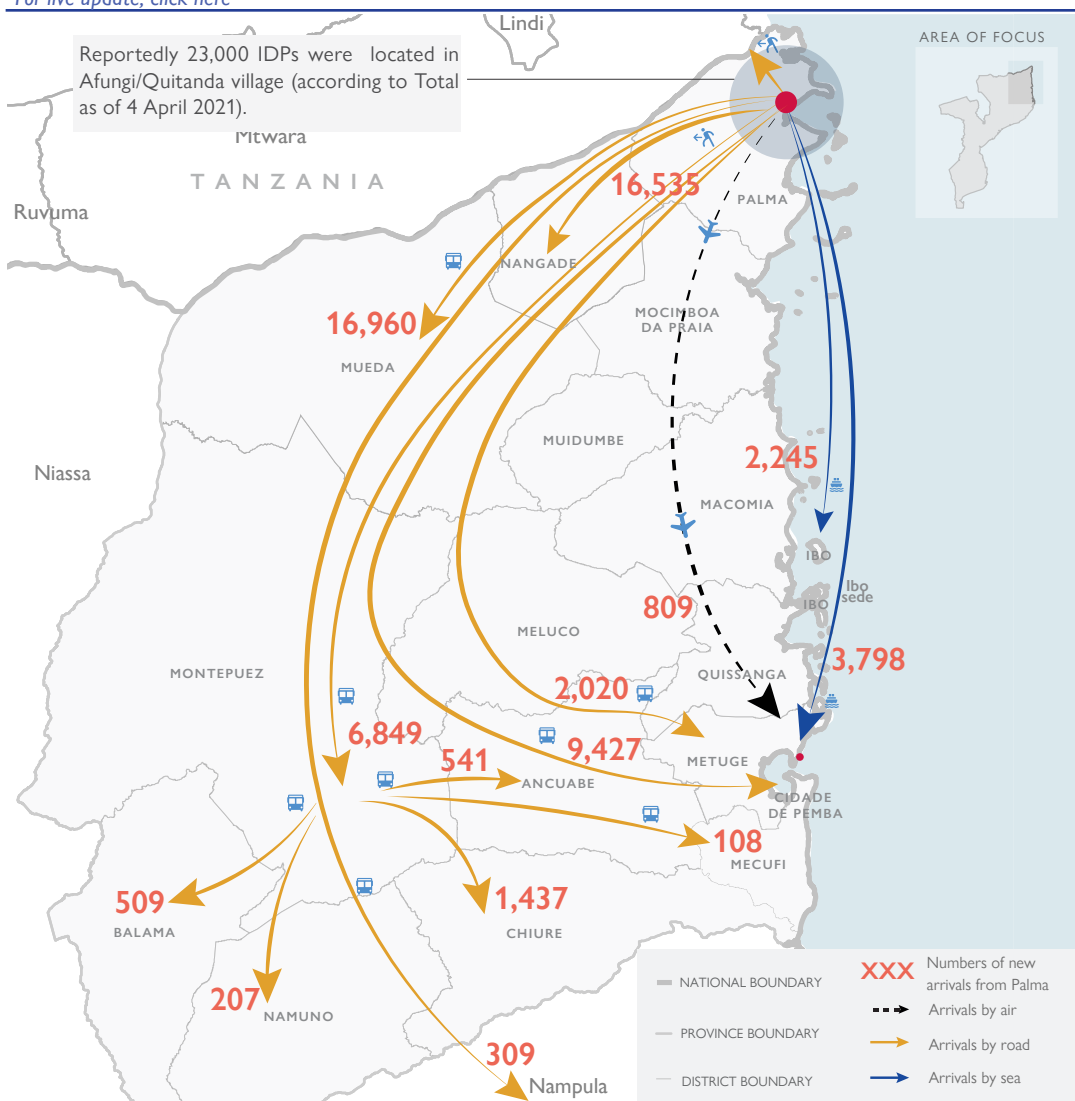


Following the recent attacks in Palma Sede, DTM teams in Nangade, Mueda, Montepuez, Mecufi, Ibo and Pemba districts continue to register significant rise in IDP arrivals since 27 March. On the 28th of May 2021, an estimated number of **1,227** IDPs were registered in the receiving districts bringing the total number of IDPs to **61,754** people who have been displaced from Palma. IDPs continue to arrive in Nangade on foot and by bus from Nangade to Mueda, Montepuez, and Pemba.

For live update, [click here](#)



KEY FIGURES

61,754

PEOPLE ON THE MOVE
DURING THE
REPORTING PERIOD

43%

OF THE IDPs
REPORTED
ARE CHILDREN

763

UNACCOMPANIED/
SEPARATED
CHILDREN

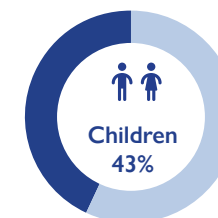
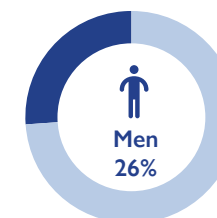
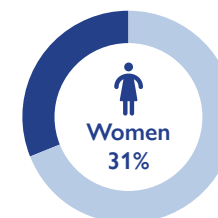
85%

OF THE REPORTED
IDPs ARE LIVING
WITHIN HOST
COMMUNITIES

1,975

ELDERLY WERE
REPORTED,
REPRESENTING
THE LARGEST
VULNERABLE GROUP

DEMOGRAPHICS

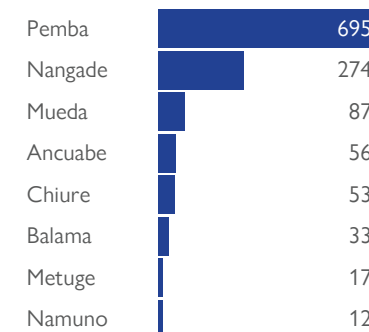


MAIN REPORTED NEEDS

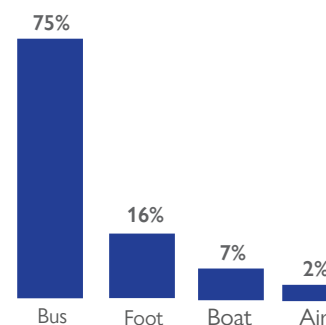


PALMA CRISIS

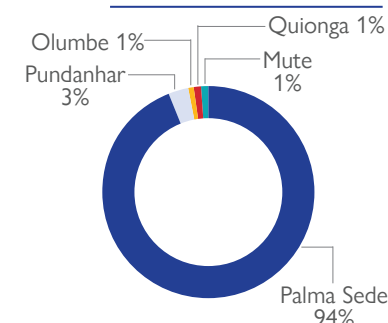
ARRIVALS BY DISTRICT ON THE 28TH OF MAY, 2021



MEANS OF DISPLACEMENT



LOCALITY OF ORIGIN



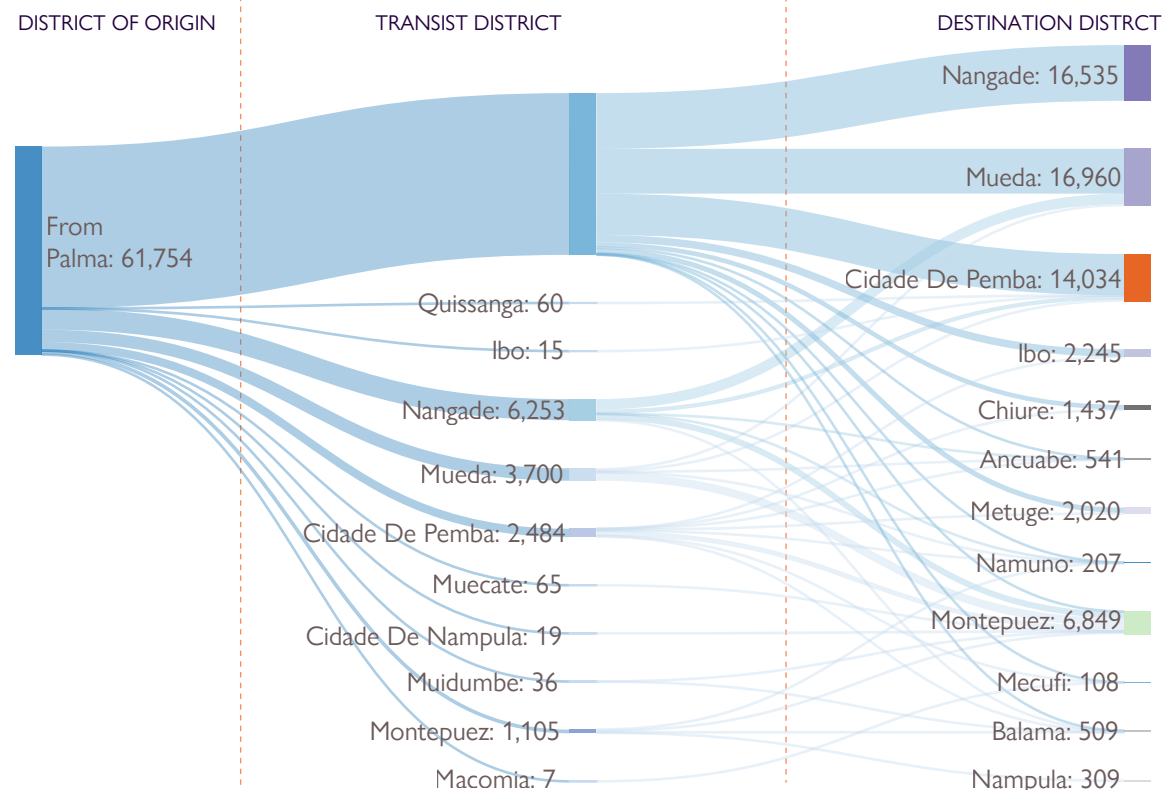
ABOUT THE EMERGENCY TRACKING TOOL

The objective of the Emergency Tracking Tool (ETT) is to collect information on large and sudden population movements, and to provide support to the Government and the humanitarian community by disseminating data on IDPs for ensuring effective humanitarian response to the affected population. Emergency tracking teams and enumerators are deployed to Cidade de Pemba, Mueda, Meluco, Nangade, Montepuez, Ancuabe, Namuno, Balama, Chiure, Ibo, Metuge and Mecufi districts to collect data on displacement movements on a daily basis.

VULNERABILITY BY POSTO OF ARRIVAL

District	Posto	Unaccompanied/ Separated Children	Pregnant Women	Elderly	Person w/ disability
Ancuabe	Ancuabe	-	1	7	2
Ancuabe	Mesa	1	1	2	-
Ancuabe	Metoro	-	-	-	-
Balama	Balama	24	26	16	4
Chiure	Chiure	19	29	64	9
Cidade De Pemba	Cidade De Pemba	45	84	378	20
Ibo	Ibo	62	41	140	16
Mecufi	Mecufi	-	-	-	-
Mecufi	Murrebue	-	1	-	-
Metuge	Metuge	24	20	50	22
Montepuez	Mapupulo	42	28	141	10
Montepuez	Montepuez	62	53	296	26
Montepuez	Namanhumbir	1	-	-	-
Mueda	Mueda	40	251	312	35
Mueda	Negomano	8	18	25	1
Nampula	Cidade De Nampula	-	-	-	-
Namuno	Namuno	-	6	-	3
Nangade	Nangade	435	294	544	118
Grand Total		763	853	1,975	266

DISPLACEMENT FLOWS BY DISTRICTS (ARRIVALS)



DEMOGRAPHIC EVOLUTION PER DAY

