



Affected Population:
2,121 Individuals



Damaged Shelters:
32



Casualties:
27

Movement Trigger:
Armed attacks

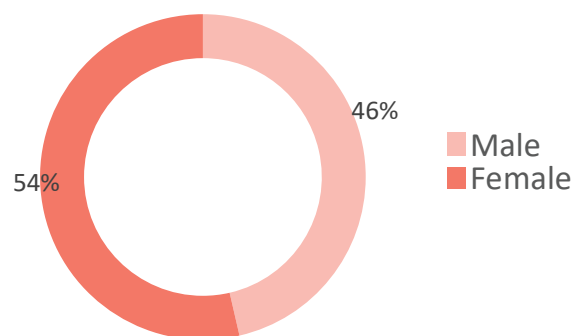
OVERVIEW

Nigeria's North Central and North West Zones are afflicted with a multidimensional crisis that is rooted in long-standing tensions between ethnic and religious groups and involves attacks by criminal groups and banditry/hirabah (such as kidnapping and grand larceny along major highways). The crisis has accelerated during the past years because of the intensification of attacks and has resulted in widespread displacement across the region.

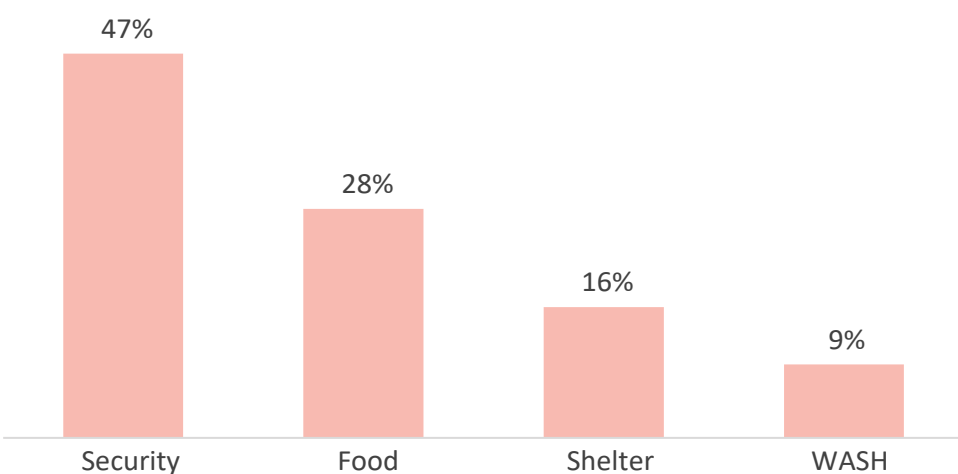
Between 26 April and 02 May 2021, armed clashes between herdsmen and farmers, and bandits and local communities have led to new waves of population displacement. Following these events, rapid assessments were conducted by DTM (Displacement Tracking Matrix) field staff with the purpose of informing the humanitarian community and government partners, and enable targeted response. Flash reports utilise direct observation and a broad network of key informants to gather representative data and collect information on the number, profile and immediate needs of affected populations.

Latest attacks affected 2,121 individuals including 23 injuries and 27 fatalities in Guma LGA of Benue State and Dandume and Sabuwa LGAs of Katsina State. The attacks caused people to flee to neighbouring localities.

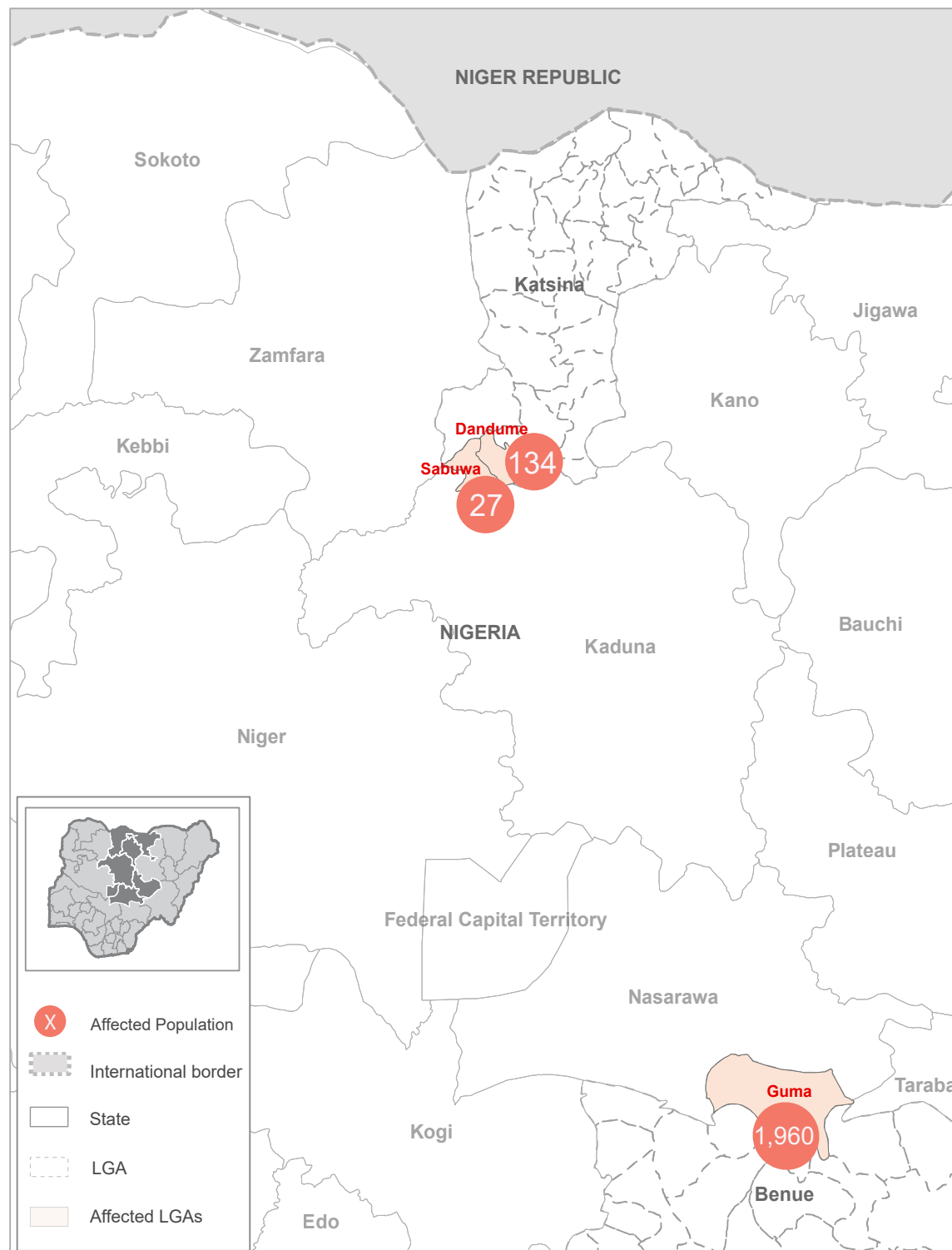
GENDER (FIG. 1)



MOST NEEDED ASSISTANCE (FIG. 2)



AFFECTED LOCATIONS



The map is for illustration purposes only. The depiction and use of boundaries, geographic names and related data shown are not warranted to be error free nor do they imply judgment on the legal status of any territory, or any endorsement or acceptance of such boundaries by IOM.

AFFECTED POPULATION (TABLE 1)

State	LGA	Cause of Incident	Number of Affected Households	Number of Affected Individuals	Casualties	Male	Female	Children	Number of Damaged Shelters
Benue	Guma	Attacks	326	1,960	27	912	1,048	729	32
Katsina	Dandume	Attacks	25	134	0	61	73	62	0
Katsina	Sabuwa	Attacks	5	27	8	11	16	12	0
Grand Total			356	2,121	35	984	1,137	803	32

"When quoting, paraphrasing, or in any other way using the information mentioned in this report, the source needs to be stated appropriately as follows: "Source: Displacement Tracking Matrix (DTM) of the International Organization for Migration (IOM), May 2021.""