

Displacement overview

167,246 Individuals
41,620 Households

176 Locations assessed
123 sites and 53 host communities

Demographics

100% of households have children

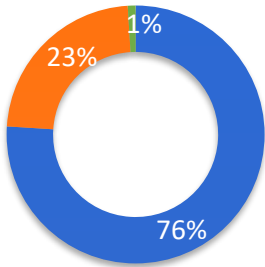
3% Elderly

67% Minors

4 Average household size

Demographics data was collected at the household level through a demographics calculator with a sample of 11,332 households

Displaced Populations



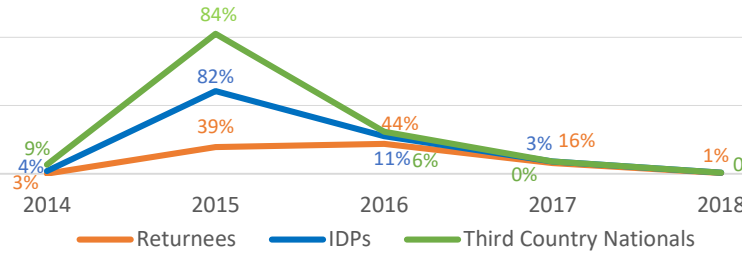
126,313 Internally Displaced Persons (IDPs)

39,312 Returnees

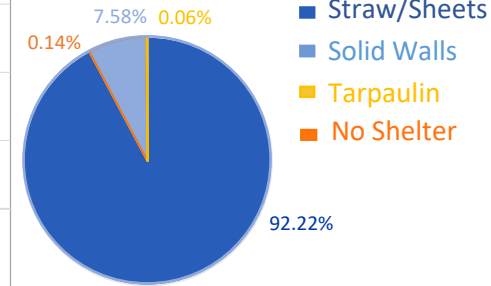
1,621 Third Country Nationals (TCNs)

0 Nationals

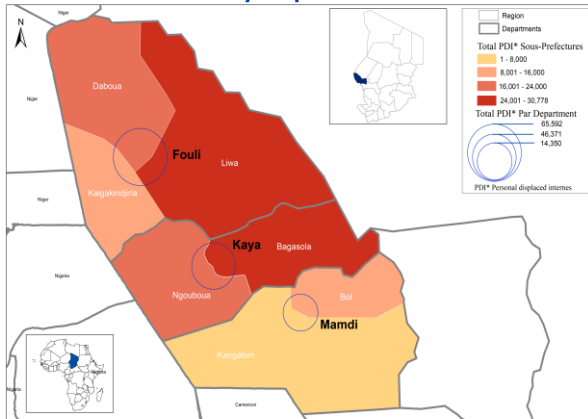
Years of displacement of displaced populations



Shelter types

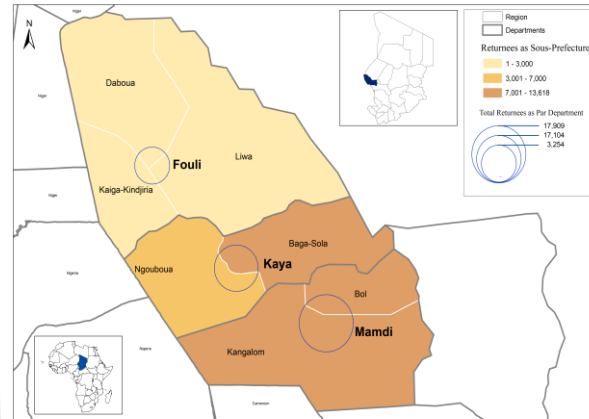


Internally Displaced Persons



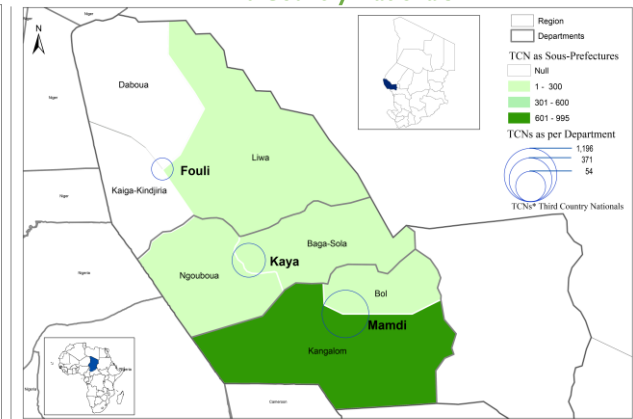
Department	Households	Individuals
Fouli	17,234	65,592
Kaya	11,114	46,371
Mamdi	3,433	14,350
Total	31,781	126,313

Returnees



Department	Households	Individuals
Fouli	1,078	4,299
Kaya	4,092	17,104
Mamdi	4,282	17,909
Total	9,452	39,312

Third Country Nationals



Department	Households	Individuals
Fouli	13	54
Kaya	88	371
Mamdi	286	1,196
Total	387	1,621