

Displacement overview

165,195 Individuals
41,229 Households

180 Locations assessed
126 sites and 54 host communities

Demographics

92% of households have children

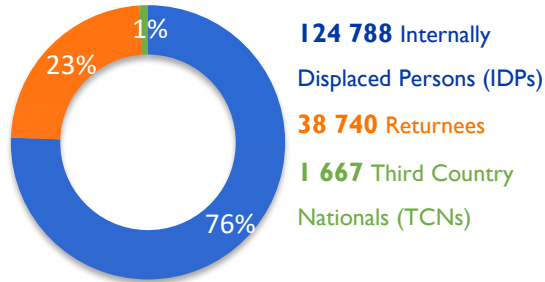
4% Elderly

65% Minors

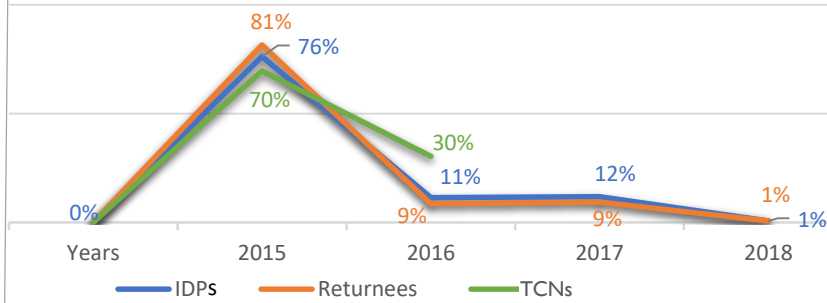
4 Average household size

Demographics data was collected at the household level through a demographics calculator, with a sample of 5,703 households

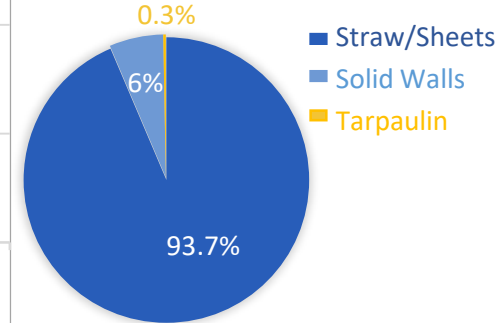
Displaced Populations



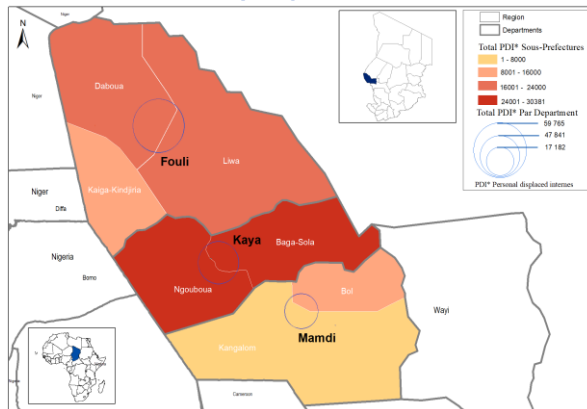
Years of displacement of displaced populations



Shelter types

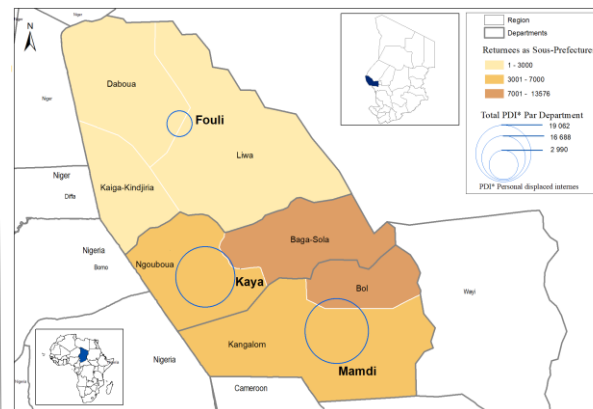


Internally Displaced Persons



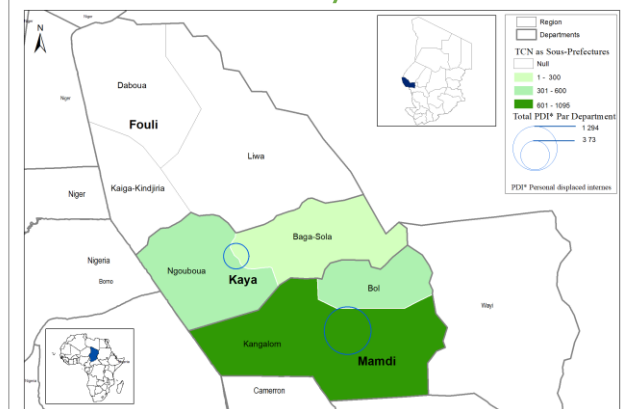
| Department | Households | Individuals |
|--------------|---------------|----------------|
| Fouli | 15,909 | 59,765 |
| Kaya | 11,454 | 47,841 |
| Mamdi | 4,152 | 17,182 |
| Total | 31,515 | 124,788 |

Returnees



| Department | Households | Individuals |
|--------------|--------------|---------------|
| Fouli | 764 | 2,990 |
| Kaya | 3,991 | 16,688 |
| Mamdi | 4,561 | 19,062 |
| Total | 9,316 | 38,740 |

Third Country Nationals



| Department | Households | Individuals |
|--------------|------------|--------------|
| Fouli | | |
| Kaya | 89 | 373 |
| Mamdi | 309 | 1,294 |
| Total | 398 | 1,667 |