



### HIGHLIGHTS

⇒ A total of **28,318** regular movements (**15,423** at Beitbridge and **12,895** at Forbes) were observed during the month in review, with each Port of Entry (PoE) recording a huge decline in the number of movements observed in March 2020.

⇒ Sixty five returnee migrants arrived from UK.

The following events are expected to happen in May 2020:

⇒ An unspecified number of Zimbabwean migrants expected from overseas aboard a ship to dock in Beira, Mozambique.

⇒ More than **500** deportees expected to arrive from Botswana.

⇒ More than **3,000** Zimbabwean migrants are expected to be repatriated from South Africa.

### REGULAR MIGRATION

#### BEITBRIDGE BORDER POST( MATABELELAND SOUTH PROVINCE)

A total of **15,423** movements comprising **7,584** entries and **7,839** exits were recorded at the Beitbridge Crossing Points during the month of April 2020, representing a **95** per cent decrease in comparison to movements recorded in March 2020.

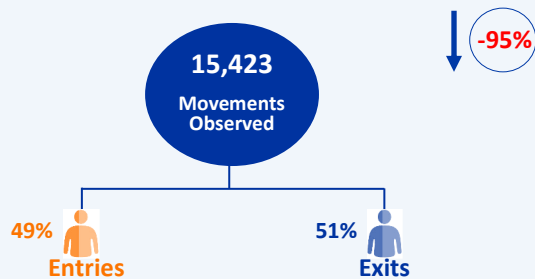


Fig 1– Summary of Regular Migration Movements at Beitbridge Border Post in April 2020

The huge decline is attributed to the lockdown measures and movement restrictions at cross border points to curb the spreading of the COVID-19 pandemic. Measures imposed include total lockdown on land borders by most countries. Only returning residents and haulage trucks of essential commodities are allowed passage through the crossing points and a few cases of relatives accompanying their departed. The movement restrictions are also seen as having caused a rise in the irregular movement of migrants as some of the migrants having irregular statuses according to the South African immigration laws, resort to illegal crossing points along the border for fear of detention.

	Entries	Exits
February	185,855	185,542
March	176,095	153,990
April	7,584	7,839

Table 1 – Cumulative Summary of Regular Migration Movements at Beitbridge Border Post for Feb –Apr 2020

Fig 2 below shows cumulative entries and exits at Beitbridge Border Post from February 2020 to April 2020. As shown in the chart a declining trend in movements continues as a result of COVID-19 movement restrictions. Entries and exits for the month declined by **95** per cent from the previous month's statistics.

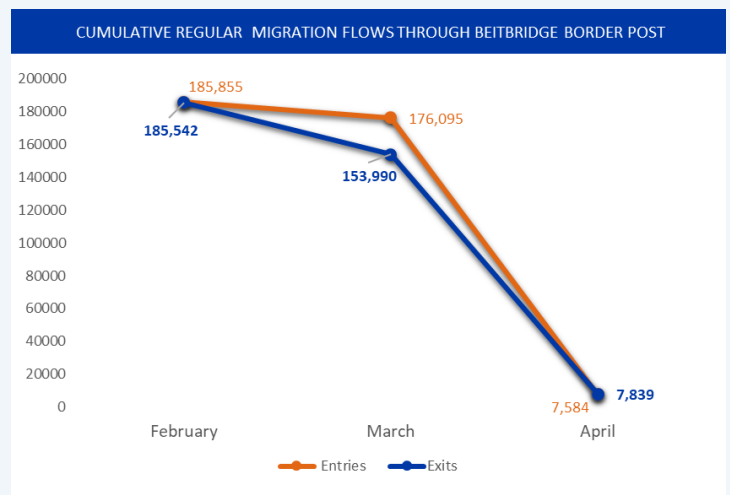


Fig 2: Summary Regular Migration Flow from February 2020 to April 2020

#### STATISTICS FOR (FEB– APR 2020)

AVERAGE MONTHLY ENTRIES	123,178
AVERAGE MONTHLY EXITS	125,790
AVERAGE MONTHLY FLOWS	248,968

#### FORBES BORDER POST (MANICALAND PROVINCE)

A total of **12,895** movements were recorded at the Forbes Border Post during the month of April 2020, representing a **66** per cent decrease in comparison to movements recorded in March 2020.

Information presented in this report is a compilation of available data from Government sources: Immigration Officers, Border Patrol Officers, Department of Social Welfare and other organizations. DTM team categorized and analyzed the data to produce this Flow Monitoring Report.

FOR MORE INFORMATION PLEASE CONTACT:

DTM IN ZIMBABWE IS SUPPORTED BY:

email: dtmzimbabwe@iom.int / dtmsupport@iom.int

<https://displacement.iom.int/zimbabwe>

<https://globaldtm.info/zimbabwe>



IOM Development Fund  
DEVELOPING CAPACITIES IN MIGRATION MANAGEMENT



Ambasáid na hÉireann  
Embassy of Ireland



USAID  
FROM THE AMERICAN PEOPLE

The month in review recorded **6,137 (49%)** entries and **6,758 (51%)** per cent exits at the Forbes Border Post as shown below.

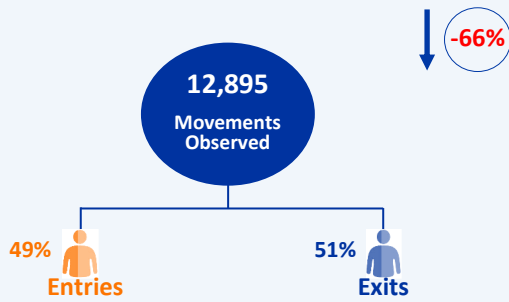


Fig 3 – Summary of Regular Migration Movements at Forbes Border Post in April 2020

	Entries	Exits
February	31,745	30,650
March	20,024	18,237
April	6,137	6,758

Table 2 – Cumulative Summary of Regular Migration Movements at Forbes Border Post for Feb –Apr 2020

Fig 4 below shows cumulative entries and exits at Forbes Border Post from February 2020 to April 2020. As shown in the chart a declining trend in movements continues as a result of COVID-19 movement restrictions. Entries and exits for the month declined by **69** and **63** per cent respectively from the previous month's statistics.

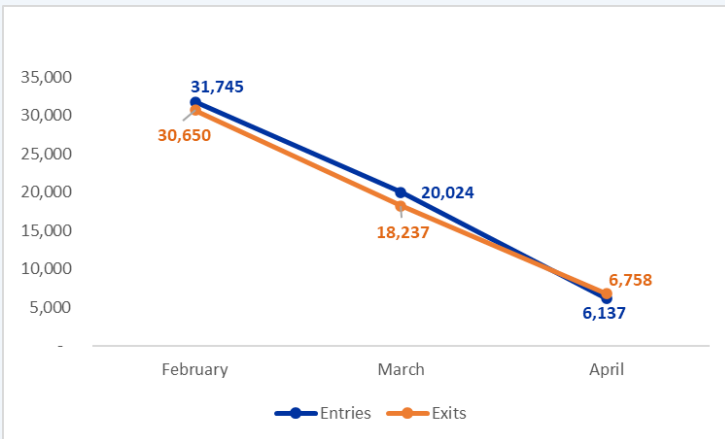


Fig 4– Summary of Regular Migration Movements at Forbes Border Post for Feb –Apr 2020

## MIGRATION HEALTH ASSESSMENTS

IOM carries out health assessments for various categories of migrants, including resettling refugees, labour migrants and displaced persons, either before departure or upon arrival. This reduces contamination risks and manages the potential public health impact of human mobility on migrants, receiving countries and communities.

No health assessments were conducted during the month in review and this is mainly attributed to the movement restrictions imposed by most countries to curb the spread of the COVID-19 Virus.

Fig 5 below shows a cumulative illustration of the types of visa applied by Health Assessment Applicants from January 2020 to April 2020. As illustrated in the chart the trend continues with most clients applying for Settlement and Dependent Visas, followed by Work, Other, Student Without Scholarship and Family Reunion Visas, indicating long-term migration for most applicants.

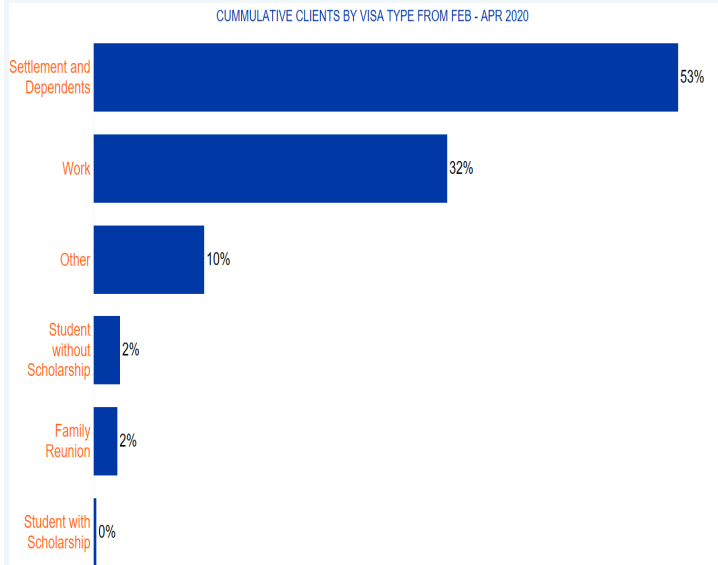


Fig 5 – Cumulative Clients by Visa Type from February 2020 to April 2020

Table 3 below shows a continuous downward trend of the number of visa applicants by during the first quarter of 2020, and the change in the number of applicants from the previous month.

(Q1-2020)	No of Applicants	Change (%)
February	193	-13%
March	175	-9%
April	0	0

Table 3 – Health Assessment Applicants for period Feb to Apr 2020

## ASSISTED VOLUNTARY RETURN AND REINTEGRATION

IOM through its Assisted Voluntary Return and Reintegration (AVRR) Programme assists migrants or asylum seekers willing to return to their country of origin with administrative, logistical or financial support.

No migrants or asylum seekers were recorded under the AVRR programme during the month in review.

A total of **4** migrants were assisted to return back to Zimbabwe, under the (AVRR) program for the period February to April 2020 as shown in Table 4 below.

(2020)	Female	Male	TOTAL
February	3	1	4
March	0	0	0
April	0	0	0

Table 4 – Summarised migrants assisted with AVRR (Feb –Apr 2020)

## REFUGEES RESETTLEMENT ASSISTANCE (RRA)

No refugees or asylum seekers were recorded under the Refugees Resettlement assistance programme during the month in review.

Table 5 below shows cumulative statistics for migrants assisted under the RRA programme from February 2020 to April 2020.

(2020)	Female	Male	TOTAL
February	4	5	9
March	4	2	6
April	0	0	0

Table 5 – Summarised refugees assisted with Resettlement Assistance (Feb –Apr 2020)

## IRREGULAR MIGRATION

The movement restrictions imposed by most countries due to the COVID-19 pandemic has resulted in an increase in the number of illegal migration statistics. Most countries with migrant workers have taken advantage of the pandemic to repatriate stocks illegal migrants and imposed tight measures regarding foreign employees.

Migrants with irregular migrant statuses and informal employed migrants became easily dismissible and were easily affected by the recent measures imposed regarding foreign employees. These measures left migrants in distressed/stressed situations opting to return to their countries of origin through various legal and illegal channels.

## RETURNEES FROM SOUTH AFRICA

More than **3,000** Zimbabwean migrants are expected to be repatriated from South Africa through the Beit Bridge Reception Centre. The returnees from South Africa will be quarantined at provincial quarantine centres in their intended destination provinces for a minimum seven days as per the screening guidelines. According to the Consulate office in Johannesburg, more than **3,055** Zimbabweans had registered for various forms of assistance, ranging from repatriation assistance and Non-Food Items (NFIs), transport to intended destinations and food. The immigration officials indicated that there are high possibilities of more repatriations during the lockdown period and the number of migrants intending to return is expected to increase.

## DEPORTEES FROM BOTSWANA

More than **390** Zimbabwean irregular migrants were repatriated from Botswana through the Plumtree Border Post and a further **500** are expected during the lockdown period. The repatriated migrants are currently quarantined at Plumtree High School, which has been turned into a COVID-19 isolation center.

## RETURNEES FROM UK

A total of **65** migrants returned from the UK through the RG Mugabe International Airport. The migrants were quarantined at Belvedere Teachers College for the mandatory 21 days.

## RETURNEES FROM OVERSEAS

An unspecified number of Zimbabwean returnees aboard a ship on its way to Beira Mozambique from overseas are expected in Mutare. The returnees will be subjected to compulsory quarantine at designated quarantine centres yet to be identified.

## ETHIOPIAN MIGRANTS STRANDED IN GWANDA AND HARARE

Repatriation of **27** Ethiopian migrants intercepted in Harare and Gwanda in March 2020 is currently in progress. IOM in coordination with the Government of Zimbabwe (GoZ) supported the relocation of **15** out of the **27** migrants who were arrested in Gwanda to Harare for onward repatriation process. The Ethiopian migrants are booked to return on June 1st due to availability of seats on the flight and reception capacity in Addis, Ethiopia. IOM will provide departure medical screening before embarkation.

## IOM COVID-19 PREPAREDNESS AND RESPONSE

IOM supported Beitbridge, Plumtree and Chirundu border posts with 900 tents and 300 NFI kits as an effort to support and decongest the quarantine centres.

IOM is working towards ensuring post-arrival humanitarian assistance to returnees who find themselves in vulnerable situations due to extended periods spent in holding or quarantine facilities, and trauma associated with the deportation processes.

Through its DTM multi-sectoral assessments, IOM has modified their data collection tools to incorporate COVID-19 related questions.

As a member of the COVID-19 National Task Force, IOM was part of a delegation that assessed the identified quarantine centres to cater for returning residents. The assessment was meant to the suitability of the centres and to identify the immediate requirements and gaps.

FOR MORE INFORMATION PLEASE CONTACT:

email: [dtmzimbabwe@iom.int](mailto:dtmzimbabwe@iom.int) / [dtmsupport@iom.int](mailto:dtmsupport@iom.int)

<https://displacement.iom.int/zimbabwe>

<https://globaldtm.info/zimbabwe>

DTM IN ZIMBABWE IS SUPPORTED BY:



Ambasáid na hÉireann  
Embassy of Ireland

