

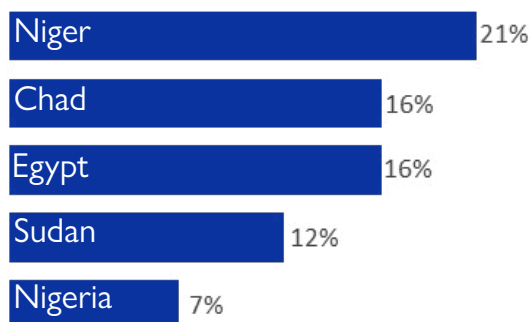
KEY FINDINGS (ROUND 30)




DEMOGRAPHICS



MAIN NATIONALITIES



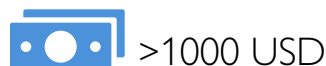
TOP 3 REGIONS WITH MIGRANTS



ACCOMMODATION COSTS AVERAGE PER MONTH



MIGRATION COSTS AVERAGE PER PERSON



MIGRANTS PRESENT IN
568 of 667
COMMUNITIES



100% of
MUNICIPALITIES

2,170 INTERVIEWS WITH
KEY INFORMANTS
(ROUND 30, MOBILITY TRACKING)

4,300 INTERVIEWS WITH
MIGRANTS
(MAR - APR 2020 FLOW MONITORING SURVEYS)

100% COVERAGE