


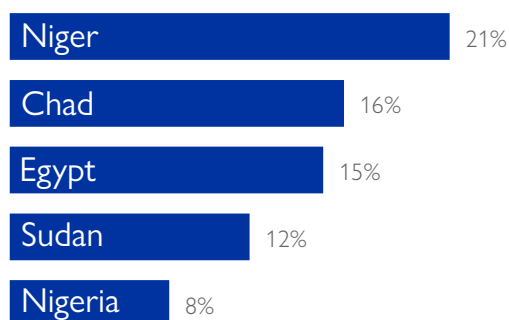
KEY FINDINGS (ROUND 29)




DEMOGRAPHICS



MAIN NATIONALITIES



TOP 3 REGIONS WITH MIGRANTS



EMPLOYMENT STATUS

83% EMPLOYED
17% UNEMPLOYED

REMITTANCES

AVERAGE PER MONTH
 160 USD

ACCOMMODATION COSTS

AVERAGE PER MONTH
 50 USD

MIGRATION COSTS

AVERAGE PER PERSON
 >1000 USD

MIGRANTS PRESENT IN
569 of **667**
COMMUNITIES

 **100%** of
MUNICIPALITIES

2,297 INTERVIEWS WITH
KEY INFORMANTS
(ROUND 28, MOBILITY TRACKING)

3,819 INTERVIEWS WITH
MIGRANTS
(JAN - FEB 2020 FLOW MONITORING SURVEYS)

100% COVERAGE

