

Key Findings

Round 32 • July-August 2020



584,509

migrants in Libya

Distribution of migrants per geographical areas



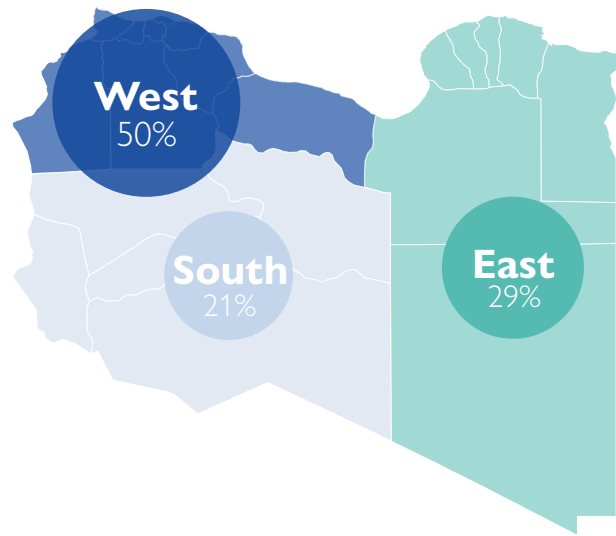
US\$ 1312

migration journey cost
(average per person)

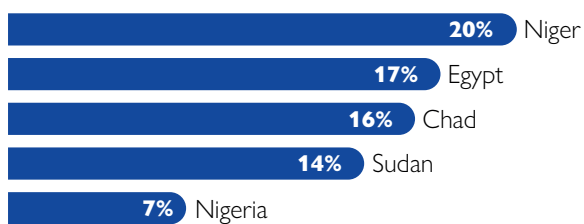


29%

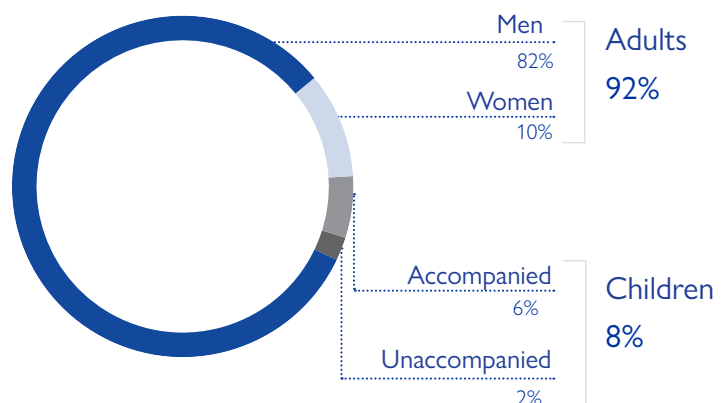
of migrants reported that the remittances they send home are the primary source of income for their household



Top 5 nationalities



Demographics



Migrants were present in:

575 communities
(out of 667)

1,724 Interviews with key informants
(Round 32, Mobility Tracking)

100 municipalities
(out of 100)