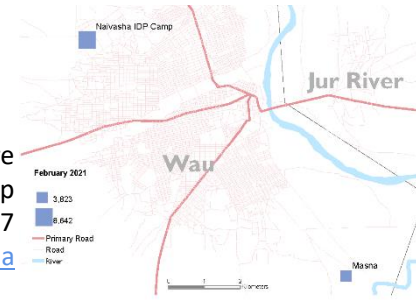


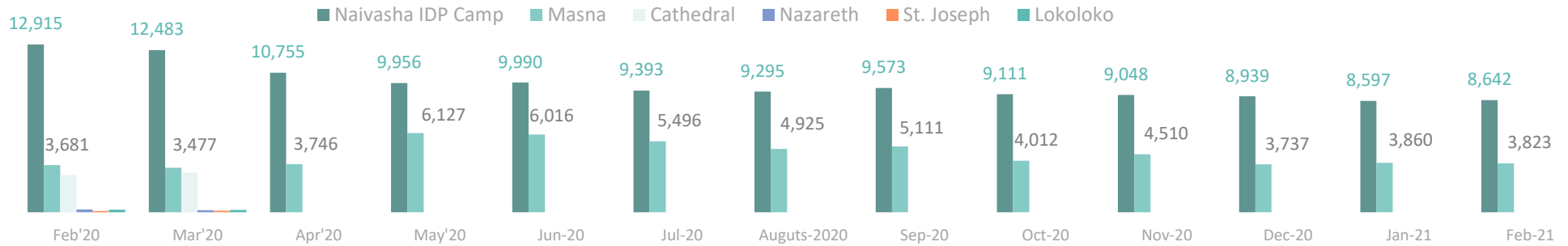
# POPULATION COUNT: Naivasha IDP Camp & Masna Collective Centre

Data collection February 2021



In February 2021, the monthly population count was conducted at **Masna collective centre where 3,823 individuals/866 households** were identified and **Naivasha IDP Camp where 8,642 individuals/2,430 households** were counted. The population of Naivasha IDP Camp marginally increased from 8,597 individuals in January 2021 (increased by 45 individuals). Wau Masna saw a decrease in its population by 37 individuals since January 2021. For more information on these trends, please consult the DSFM report for [Naivasha IDP Camp](#) and [Masna Collective Center](#).

## Monthly trend in Naivasha IDP Camp and Wau collective centres, February 2020 – February 2021



### Population by zone and block, Naivasha IDP Camp (February 2021)

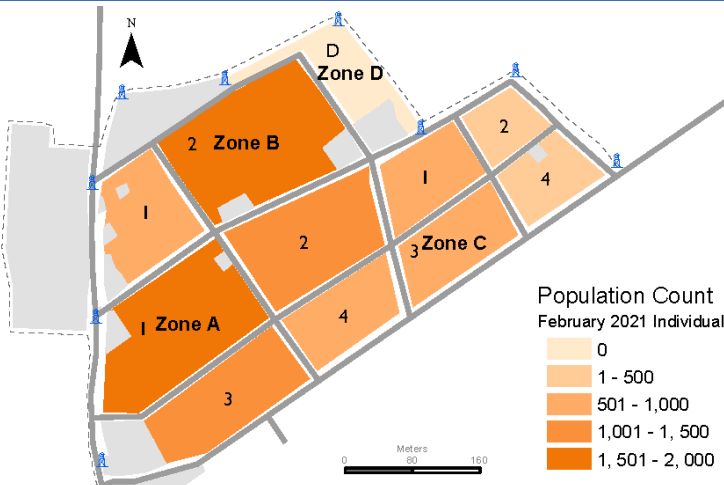
**8,642** individuals

**2,430** household

**52%** Zone A

**27%** Zone B

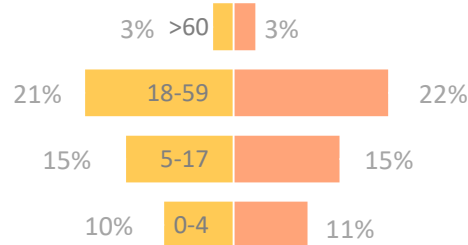
**21%** Zone C



### Naivasha IDP Camp & Masna Collective Centre by age and sex (February 2021)

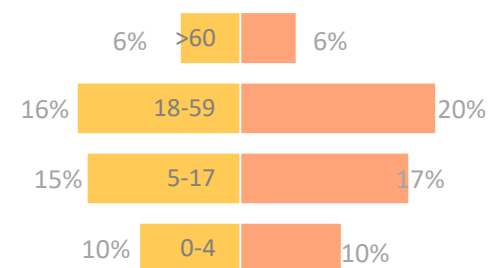
**Naivasha IDP Camp : 8,642 individuals**

**49%** Male **51%** Female



**Masna Collective Centre: 3,823 individuals**

**47%** Male **53%** Female



### Methodology

Since biometric registrations or verifications are not feasible on a monthly basis, population counts remain the best possible tool to estimate the sites' populations. Population counts consist of DTM teams visiting each shelter of the site asking how many persons have slept there the previous night (sex and age disaggregated). This provides a snapshot of the population at the time of the count.