

# HEADCOUNT / REGISTRATION

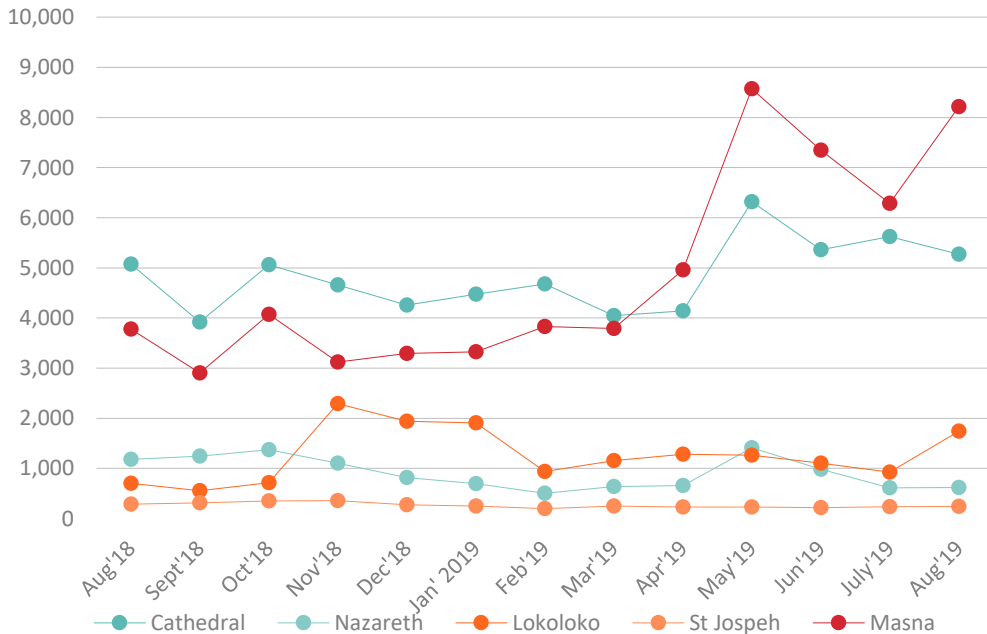
## Wau PoC site & collective centres

Data collection August 2019

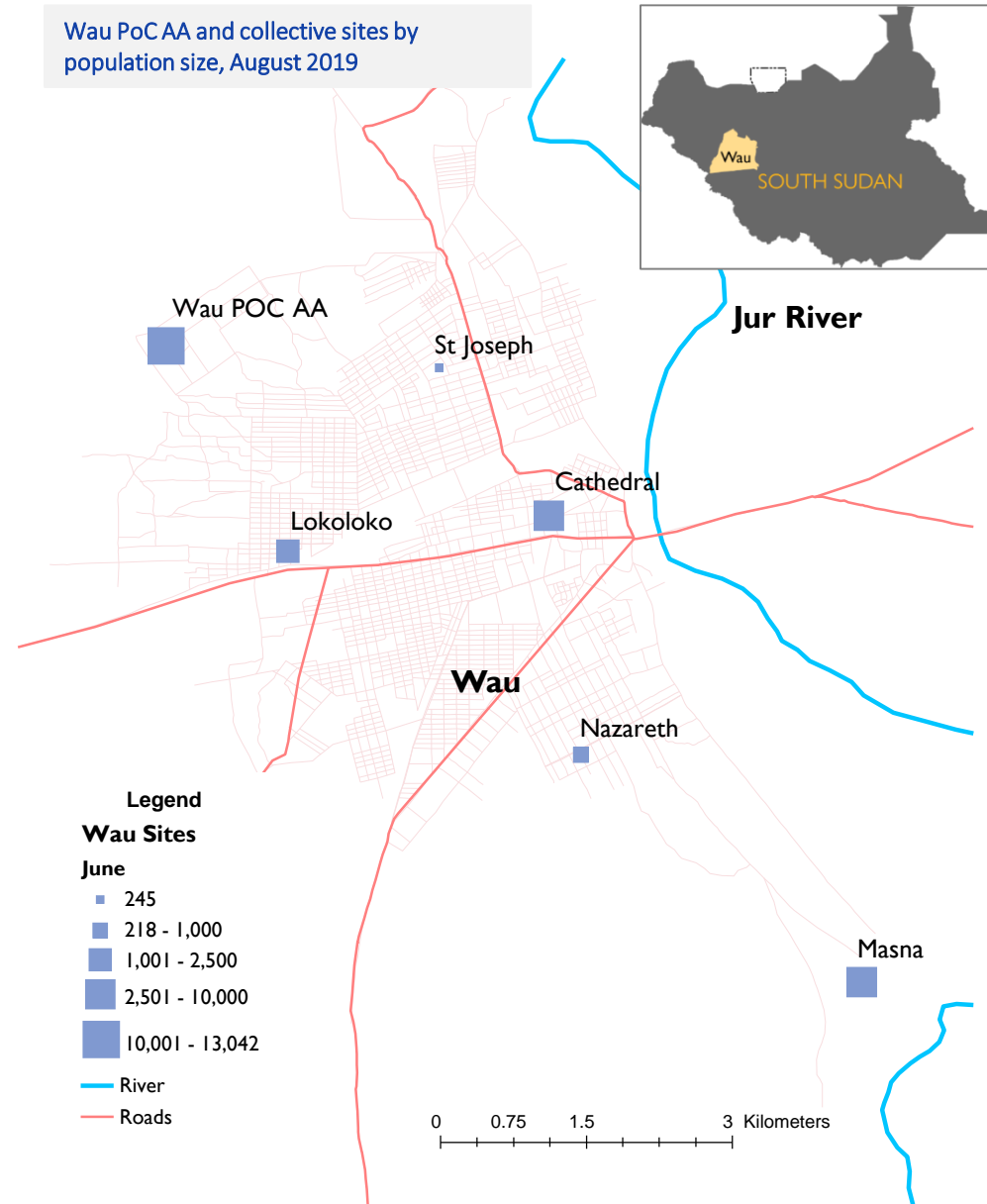
Wau Town features one protection of civilians (PoC) site and five collective centres in which IOM DTM conducts monthly headcounts to monitor changing population dynamics and displacement trends. In August 2019, the monthly count was conducted in Cathedral, Nazareth, St. Joseph, Lokoloko and Masna collective centres where a total of 16,097 individuals were identified.

Biometric registration was conducted in Wau PoC AA in August 2019 in which a total of 13,042 individuals were registered (a 1% increase over the previously provided figure in July, which was based on the fixing exercise and which missed some protection and complaint cases). This brings the population of all the six locations to 29,139, a 9% increase since July.

Monthly trend in Wau collective centres, August 2018 – August 2019



Wau PoCAA and collective sites by population size, August 2019

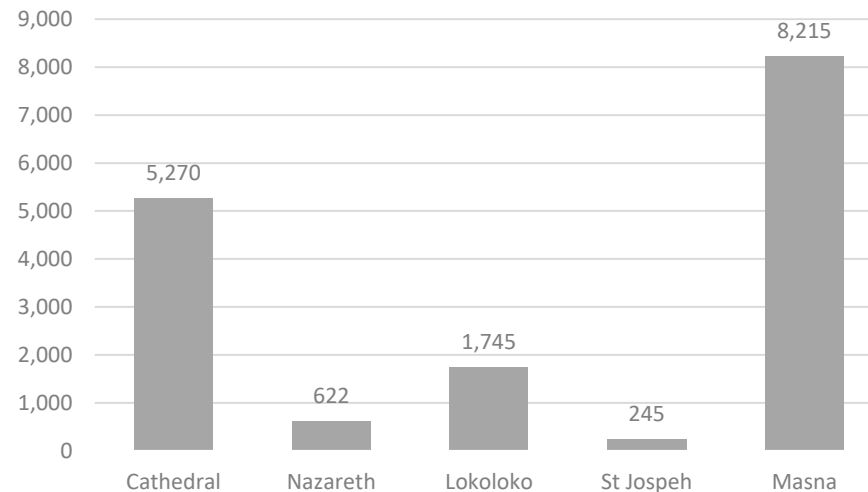


### Population change in Collective Centres since previous month (August 2019)

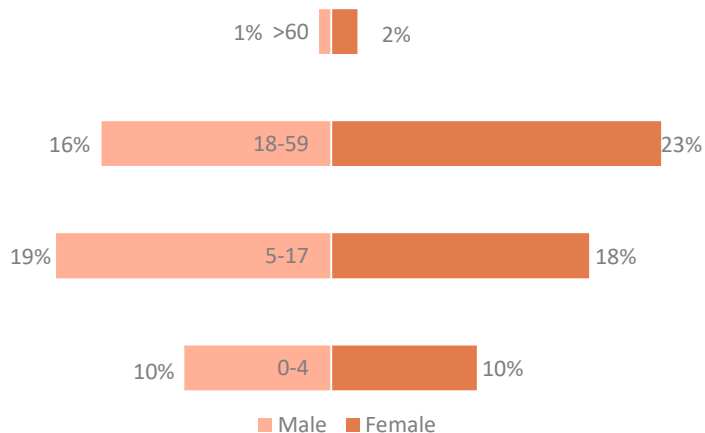
Wau collective centers' population figures in August 2019 documented a net increase of 2,410 individuals compared to July 2019.

- **Cathedral** 5,270 individuals ↓ 352 decrease since July 2019
- **Masna** 8,215 individuals ↑ 1,928 increase since July 2019
- **Lokoloko** 1,745 individuals ↑ 818 increase since July 2019
- **Nazareth** 622 individuals ↑ 6 increase since July 2019
- **St. Joseph** 245 individuals ↑ 10 increase since July 2019

### Population in Collective Centres (August 2019)



### Wau PoC AA by age and sex, (August 2019): 13,042 individuals (53% Female)



### Wau Collective Centres by age and sex, August 2019: 16,097 individuals (50% female)

