

Displacement overview



166,564 Individuals
39,166 Households



147 locations assessed: **114** sites and **33** host communities



97% households have children



4% Elderly



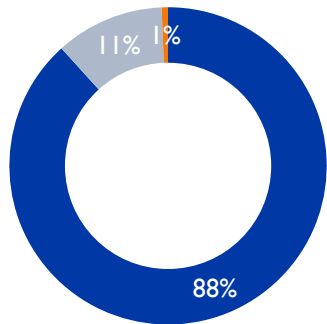
66% Minors



6.7 Average household size

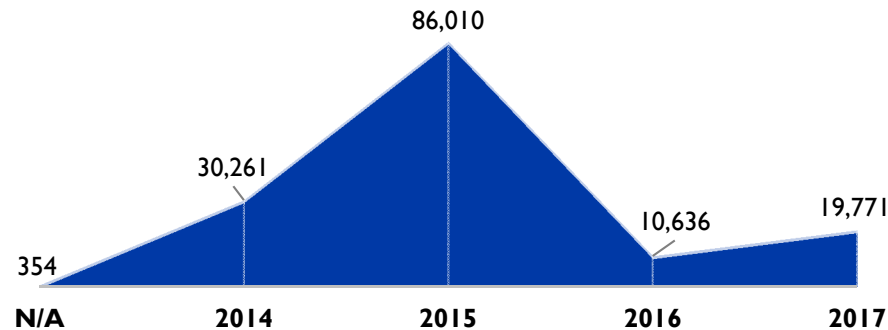
Demographics data was collected at the household level through a demographics calculator, with a sample of 2,961 households

Displaced individuals

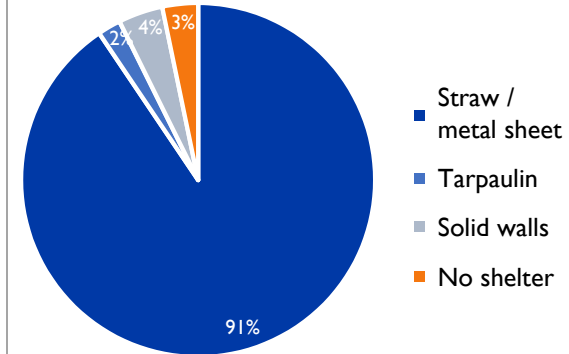


147,032 IDPs
18,453 Returnees
1,079 Third Country Nationals

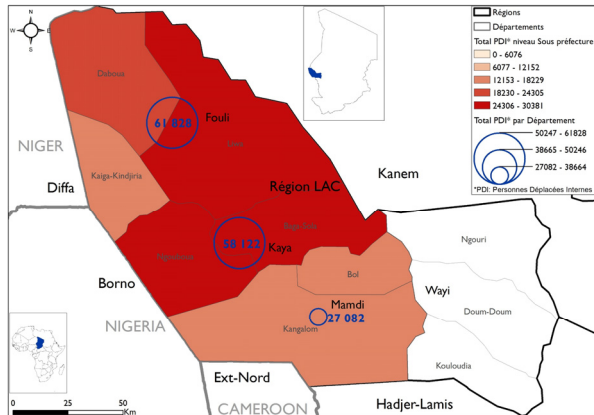
Year of displacement of Internally Displaced Persons (individuals)



Shelter types

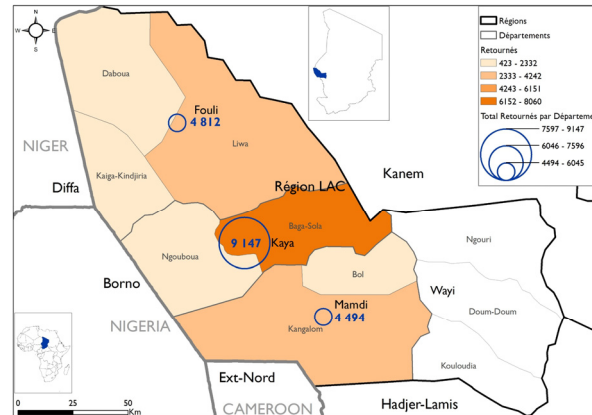


Internal Displaced Persons



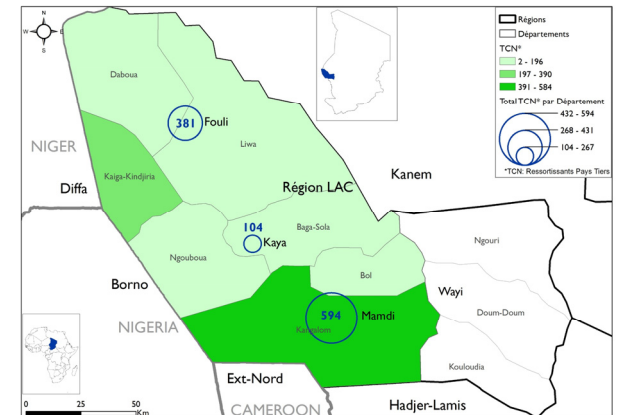
Department	Households	Individuals
Fouli	16,048	61,828
Kaya	13,065	58,122
Mamdi	5,854	27,082
Total	34,967	147,032

Returnees



Department	Households	Individuals
Fouli	1,118	4,812
Kaya	1,942	9,147
Mamdi	915	4,494
Total	3,975	18,453

Third Country Nationals



Department	Households	Individuals
Fouli	78	381
Kaya	28	104
Mamdi	118	594
Total	224	1,079

