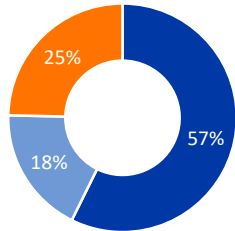


442,683 Individuals
71,263 Households

+35 Villages assessed
844 Locations assessed

Displacement overview



253,813 Internally Displaced Persons
109,083 Returnees
79,787 Out-of-camp Refugees

Change in the numbers of displaced populations over the last four rounds

Internally Displaced Persons

Returnees

Out-of-camp Refugees

Round	Internally Displaced Persons	Returnees	Out-of-camp Refugees
Round 17	253,813	109,083	79,787
Round 16	245,725	105,906	40,396
Round 15	244,347	100,925	41,763
Round 14	227,581	92,238	39,403

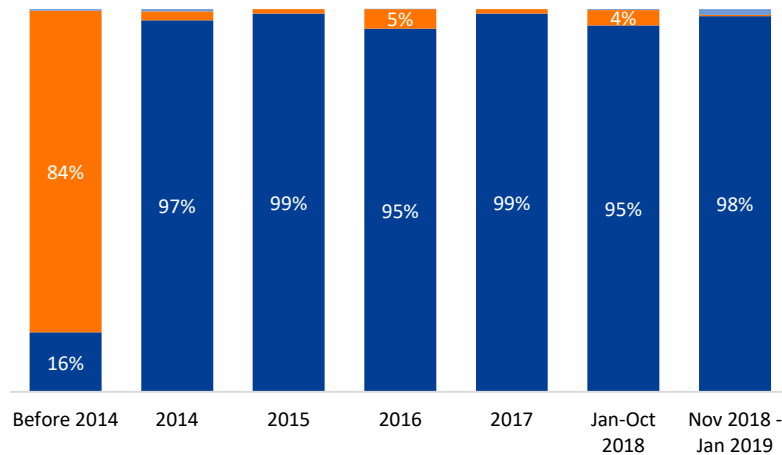
+3% since Round 16 (November 2018)

+3% since Round 16 (November 2018)

+98% since Round 16 (November 2018)

Reasons for travel by period of displacement

■ Conflict ■ Climate related ■ Other



Shelter types

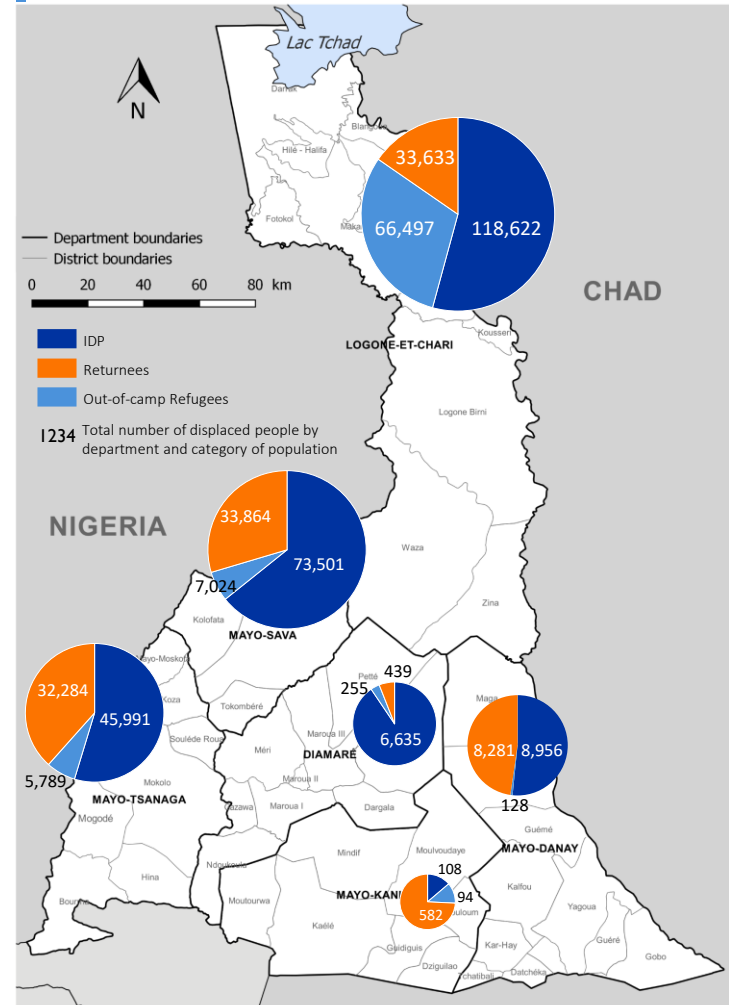
- Host Family 38%
- Spontaneous 28%
- Original Dwelling 18%
- Rental 10%
- Personal Residence 5%
- Collective Center <1%
- Open Air <1%

Demographics

50,4% Male
49,6% Female

62% Minors

7,3 Average Household Size



This map is for illustration purposes only. Names and boundaries on this map do not imply official endorsement or acceptance by IOM.