

Displacement overview

184,783 Individuals
47,893 Households

201 locations assessed
identified: 133 sites and 68 host communities

Demographics

98% households have children

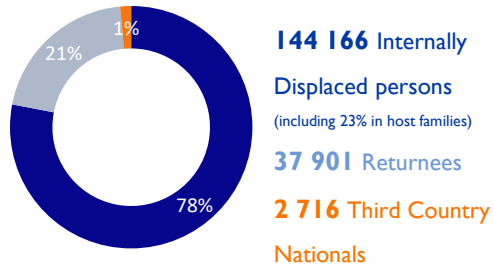
4% Elderly

66% Minors

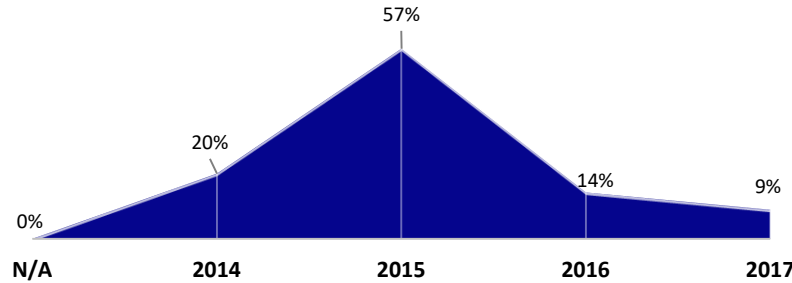
6.7 Average household size

Demographics data was collected at the household level through a demographics calculator, with a sample of 3,061 households

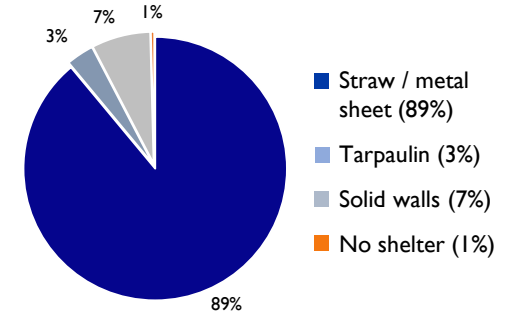
Displaced individuals



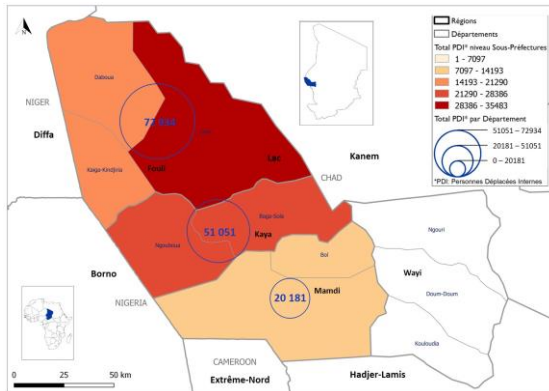
Year of displacement of Internally Displaced Persons (individuals)



Shelter types

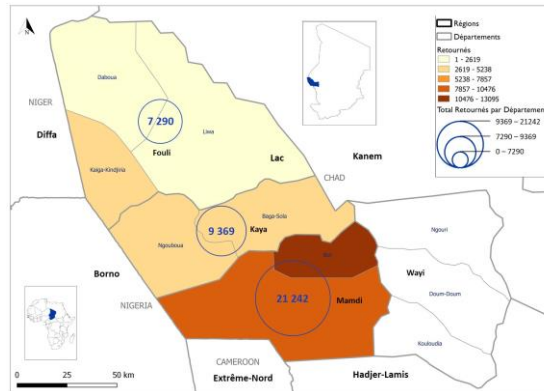


Internal Displaced Persons



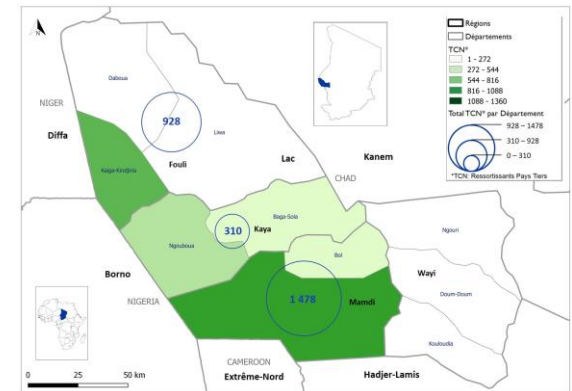
Department	Households	Individuals
Fouli	20 034	72 934
Kaya	13 168	51 051
Mamdi	4 814	20 181
Total	38 016	144 166

Returnees



Department	Households	Individuals
Fouli	1 840	7 290
Kaya	2 298	9 369
Mamdi	5 075	21 242
Total	9 213	37 901

Third Country Nationals



Department	Households	Individuals
Fouli	222	928
Kaya	89	310
Mamdi	353	1 478
Total	664	2 716