

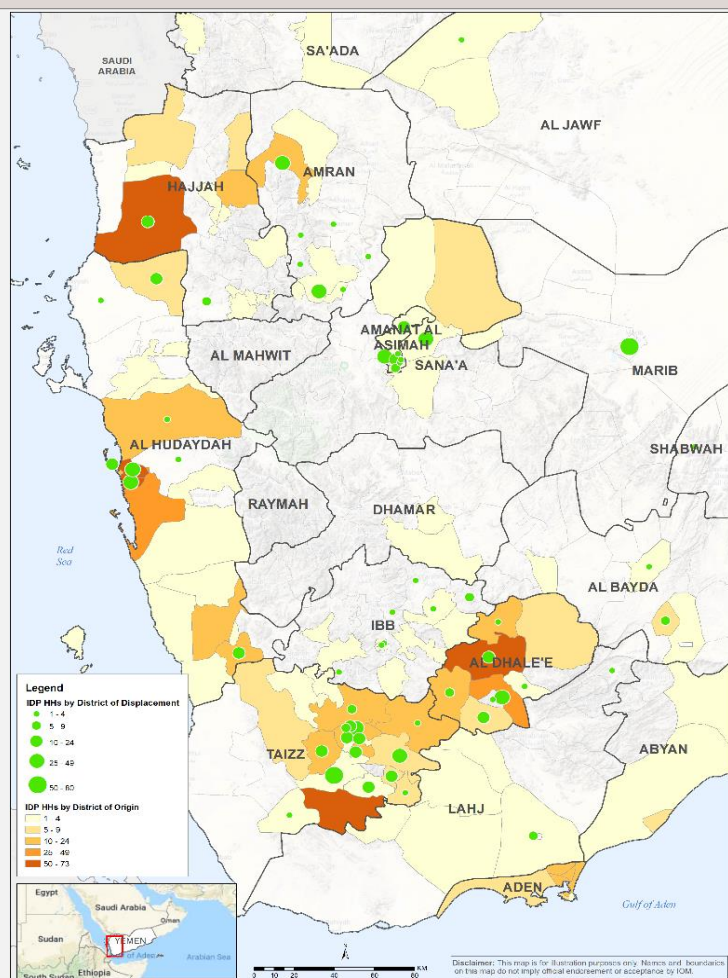
Rapid Displacement Tracking (RDT) DTM-Yemen



Reporting Period : September 16-21, 2019

Published on: September 23, 2019

Displaced households in districts by Displacement and Origin in last week (September 16-21)



Number of IDPs Households per Governorate

Governorate	Weekly Update 16-21 September	Total of IDPs HH 01 Jan to 21 Sep
Hajjah	18	17,912
Al Hudaydah	124	9,533
Al Dhale'e	96	9,280
Taizz	261	5,606
Amanat Al Asimah	70	4,492
Ibb	16	2,164
Marib	80	1,749
Sana'a	33	1,576
Amran	91	1,572
Shabwah	4	960
Lahj	8	907
Aden	0	528
Sa'ada	0	498
Abyan	2	507
Dhamar	0	429
Hadramaut	39	503
Al Bayda	9	305
Al Jawf	2	281
Raymah	0	212
Al Mahwit	0	158
Socotra	0	145
Al Maharah	12	109
Total	865	59,426

Displacement Tracking in Yemen Crises

DTM's Rapid Displacement Tracking (RDT) tool collects and reports on numbers of households forced to flee on a daily basis, allowing for regular reporting of new displacements in terms of numbers, geography and needs. In the first eight months of 2019, conflict activities have resulted in new patterns of displacement, particularly in within Hajjah, Al

Weekly Update

Between 16th and 21st September, prominent displacements were seen in Taizz (261 HH), Al Hudaydah (124 HH), Al Dhale'e (96 HH) and Amran (91 HH) governorates. Most displacement resulted due to increased fighting in Al Hudaydah (250 HH), Taizz (185 HH), Al Dhale'e (106 HH) and



Displaced People
59,426 Households
356,556 Individuals

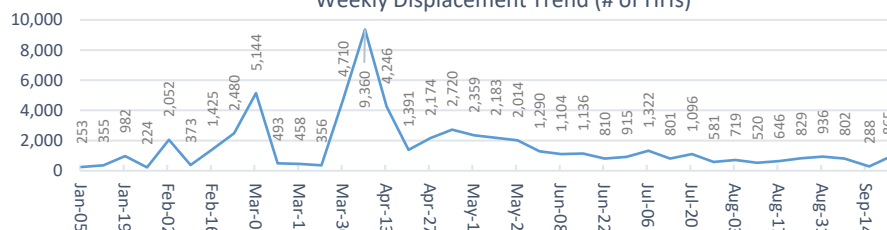
*Reported during Jan 01 - Sep 21, 2019



Returned People
4,187 Households
25,122 Individuals

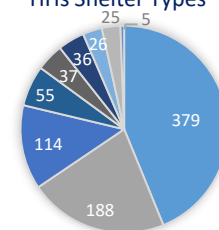
*Reported during Sep 01-21, 2019

Weekly Displacement Trend (# of HHs)



- In Rented Accommodation
- With Host Families who are Relatives (no rent fee)
- In Settlements (Grouped of Families) Urban and Rural
- With Host Families who are not Relatives (no rent fee)
- In Other Private Building
- In Second Home

HHs Shelter Types



*During Sep 16-21, 2019