

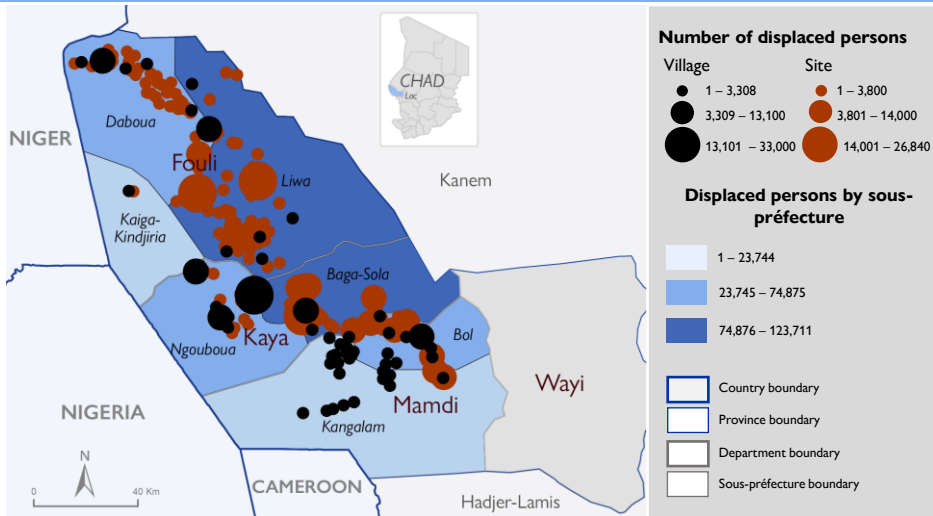
### Assessment Method



### Displacement Overview



### Demographic Profile



*Disclaimer: The maps in this report are for illustration purposes only. The depiction and use of boundaries, geographic names and related data shown on maps and included in this report are not warranted to be error free nor do they imply judgment on the legal status of any territory, or any endorsement or acceptance of such boundaries by IOM. The geographical coordinates of villages and sites were collected during the field assessments. For the locations assessed at a distance, the geographical coordinates were taken from the previous round.*

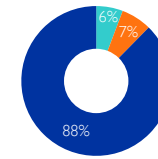
### Number of displaced persons by sous-préfecture

Département	Sous-préfecture	#IDP	#Returnees from abroad	#Returnees former IDPs	Total number of displaced persons	Change since round 14
Fouli	Daboua	35,395	4,268	6,025	45,828	+7%
	Kaiga-Kindjiria	7,905	99	654	8,658	+14%
	Liwa	116,982	6,306	423	123,711	-3%
<b>Total Fouli</b>		<b>160,282</b>	<b>10,673</b>	<b>7,242</b>	<b>178,197</b>	<b>+0.3%</b>
Kaya	Baga-Sola	100,006	15,828	166	116,000	+5%
	Ngouboua	70,460	1,398	3,017	74,875	-6%
<b>Total Kaya</b>		<b>170,466</b>	<b>17,226</b>	<b>3,183</b>	<b>190,875</b>	<b>+0.4%</b>
Mamdi	Bol	60,482	1,687	4,528	66,697	-2%
	Kangalam	11,473	770	11,501	23,744	+8%
<b>Total Mamdi</b>		<b>71,955</b>	<b>2,457</b>	<b>16,029</b>	<b>90,441</b>	<b>+0.4%</b>
<b>Total Lac Province</b>		<b>402,703</b>	<b>30,356</b>	<b>26,454</b>	<b>459,513</b>	<b>+0.37%</b>

### Context and Methodology

Since 2015, Chad has been subject to attacks perpetrated by non-state armed groups in the Lake Chad Basin, which has led to massive internal and cross-border displacement. In Chad, IOM has been implementing its Displacement Tracking Matrix (DTM) in Lac Province since May 2015 to monitor updates on the number, profiles and needs of populations displaced due to the crisis, in order to inform humanitarian and development programmes. Data are collected by interviews with key informants (including local authorities, traditional leaders, representatives of displaced persons and site managers).

This dashboard presents the results of assessments conducted **between 01 May and 02 June 2021** in **220 displacement locations**. During this round 15, a slight increase of 0.37 per cent in the number of displaced persons was observed compared to round 14. Although displacements were observed between the end of round 14 in March 2021 and the start of round 15 in May 2021, these were displaced persons moving again mainly due to armed attacks in their host locations or the fear of potential attacks. Thus, the total number of displaced persons in the province has remained almost the same between the two rounds.

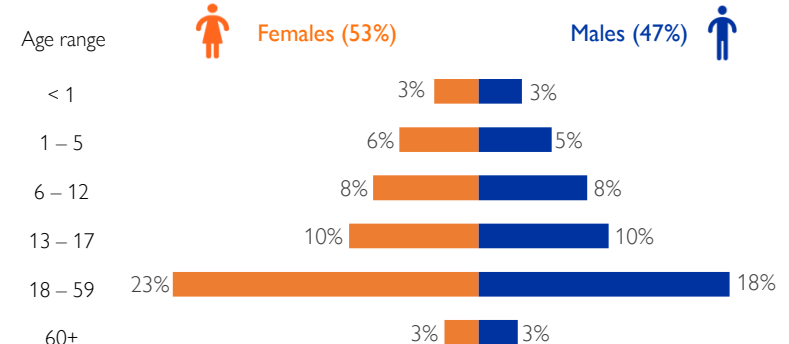


**402,703** Internally Displaced Persons (IDPs)

**30,356** Returnees from abroad

**26,454** Returnees - Former IDPs

### Sex and age distribution of the displaced population



DTM ACTIVITIES IN LAC PROVINCE ARE SUPPORTED BY:



**INTERNATIONAL ORGANIZATION FOR MIGRATION (IOM)**

Contact: [dtmtchad@iom.int](mailto:dtmtchad@iom.int) — <https://displacement.iom.int/chad> — <https://dtm.iom.int/chad>

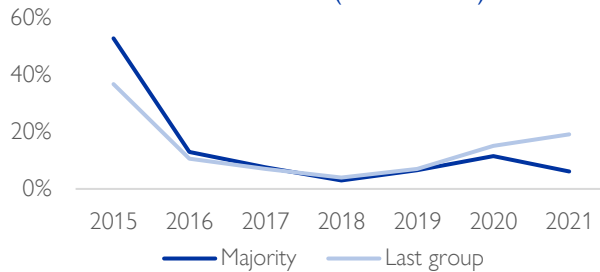
When quoting, paraphrasing or in any way using the information mentioned in this report, the source needs to be stated appropriately as follows: "Source: International Organization for Migration (IOM) [Month Year] Displacement Tracking Matrix (DTM)".

### Internally Displaced Persons



Reason for first displacement	%
Armed attacks	95%
Preventive displacement/Fear	4%
Flood/Rising water levels	<1%
Intercommunal conflict	<1%

Year of arrival (% of locations)

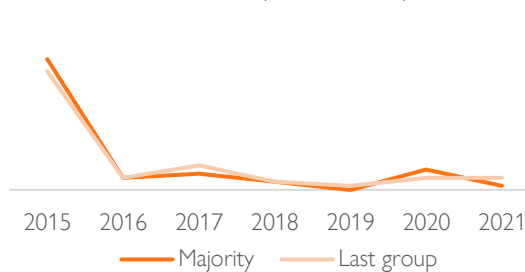


### Returnees from abroad



Reason for return	%
Armed attacks	89%
Looking for livelihood opportunities	9%
Preventive displacement/Fear	2%

Year of arrival (% of locations)

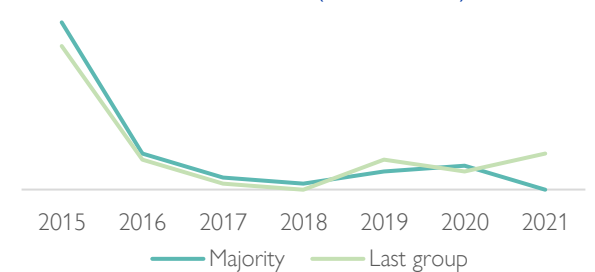


### Returnees – Former IDPs

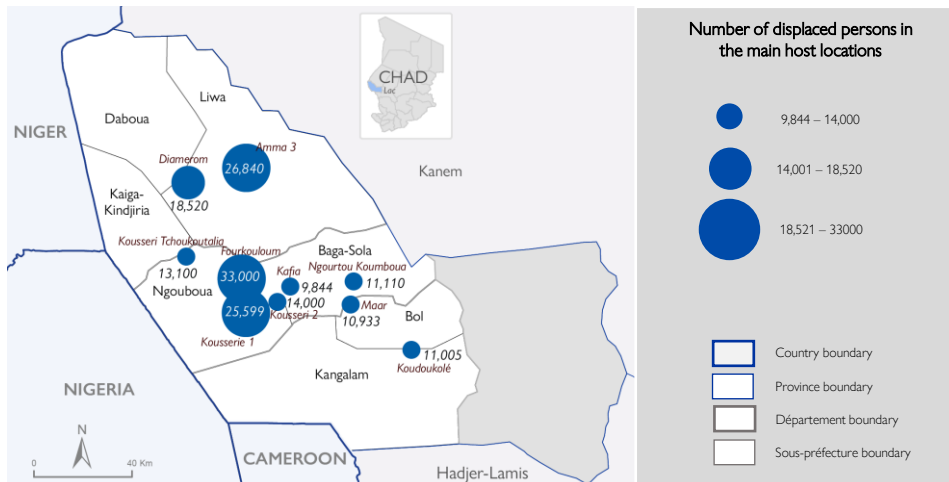


Reason for return	%
Looking for safer security conditions	62%
Looking for livelihood opportunities	38%

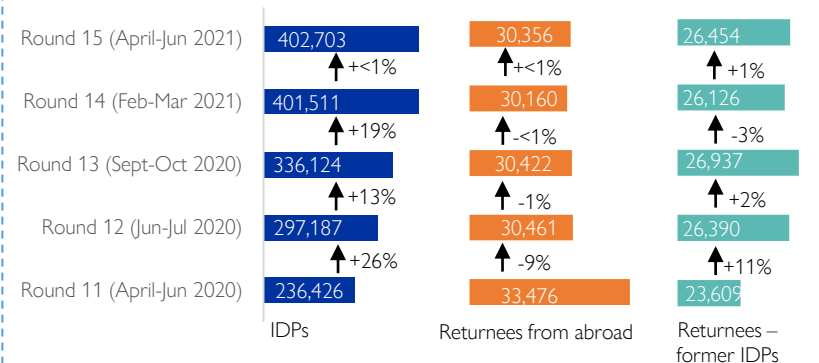
Year of arrival (% of locations)




### Assessed locations hosting the largest number of displaced persons (more than 9,000 people)



### Changes in the number of displaced persons identified in the last 5 rounds



 **77%** of displaced persons live in displacement sites

 **23%** of displaced persons live in host communities

DTM ACTIVITIES IN LAC PROVINCE ARE SUPPORTED BY:



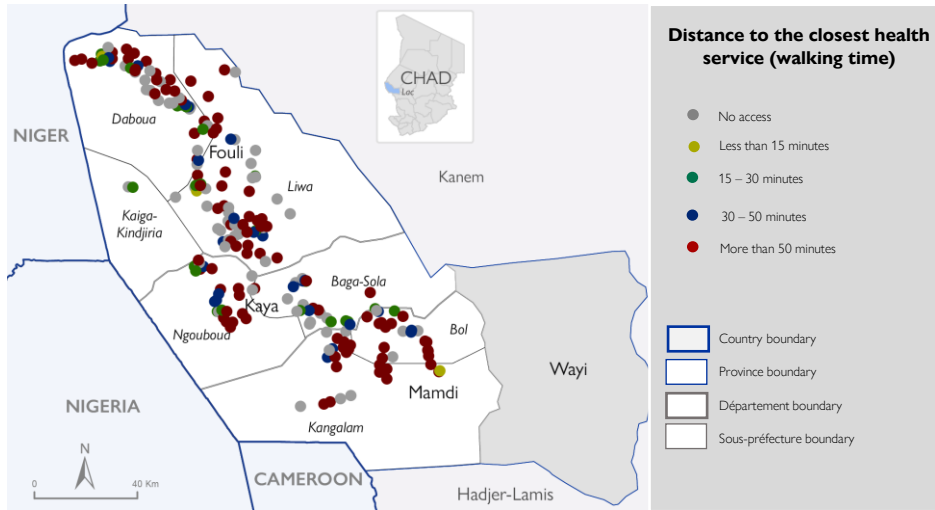
**INTERNATIONAL ORGANIZATION FOR MIGRATION (IOM)**

Contact: dtmtchad@iom.int — <https://displacement.iom.int/chad> — <https://dtm.iom.int/chad>

When quoting, paraphrasing or in any way using the information mentioned in this report, the source needs to be stated appropriately as follows: "Source: International Organization for Migration (IOM) [Month Year] Displacement Tracking Matrix (DTM)".

No COVID-19 cases were reported among displaced populations in the Lake Province

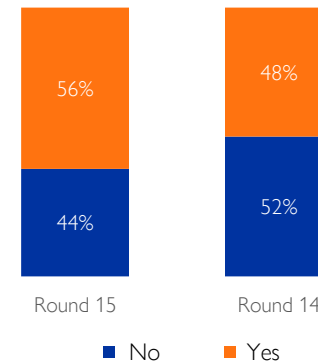
**Distance to closest health services**



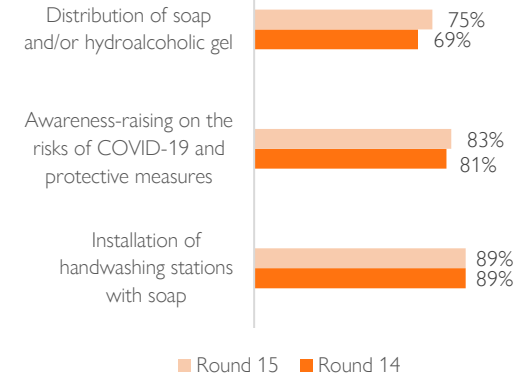
**General awareness of COVID-19 in assessed locations**

Estimated level of COVID-19 awareness	% of locations	
	Round 15	Round 14
Everyone is aware (>75%)	65%	65%
Most individuals are aware (50 – 75%)	28%	23%
Less than half of individuals are aware (25 – 50%)	3%	4%
None or very few are aware (<25%)	2%	5%
Don't know/No answer	2%	3%

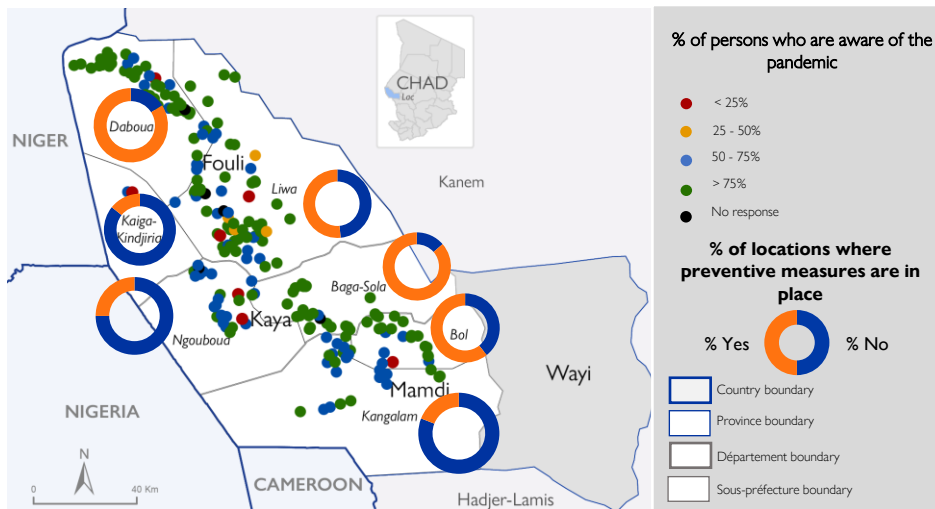
“Are there measures in place in the location to prevent or limit the spread of COVID-19?”



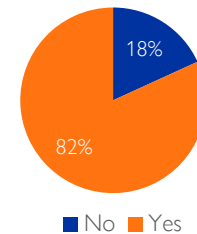
“If yes, which measures?”



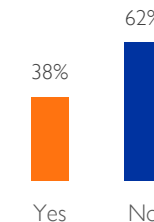
**Awareness of COVID-19 and preventative measures taken in assessed locations**



“Are the majority of people aware of preventative measures?”



“If yes, do they apply these measures?”



“Why don't they apply them? ”

**They don't find them necessary**  
They lack the means to regularly have masks, water and soap

DTM ACTIVITIES IN LAC PROVINCE ARE SUPPORTED BY:



**INTERNATIONAL ORGANIZATION FOR MIGRATION (IOM)**

Contact: dtmtchad@iom.int — <https://displacement.iom.int/chad> — <https://dtm.iom.int/chad>

When quoting, paraphrasing or in any way using the information mentioned in this report, the source needs to be stated appropriately as follows: “Source: International Organization for Migration (IOM) [Month Year] Displacement Tracking Matrix (DTM)”.