



**Affected Population:**  
1,641 Individuals



**Damaged Shelters:**  
42



**Casualties:**  
38

**Movement Trigger:**  
Armed attacks

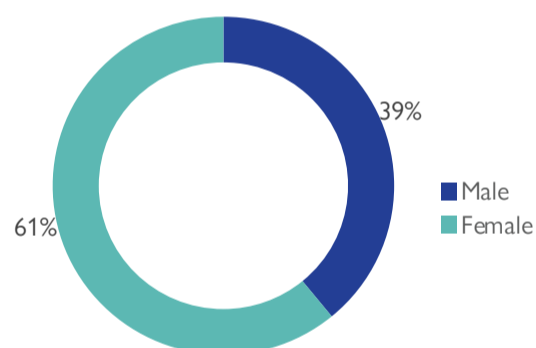
## OVERVIEW

Nigeria's North Central and North West Zones are afflicted with a multidimensional crisis that is rooted in long-standing tensions between ethnic and religious groups and involves attacks by criminal groups and banditry/hirabah (such as kidnapping and grand larceny along major highways). The crisis has accelerated during the past years because of the intensification of attacks and has resulted in widespread displacement across the region.

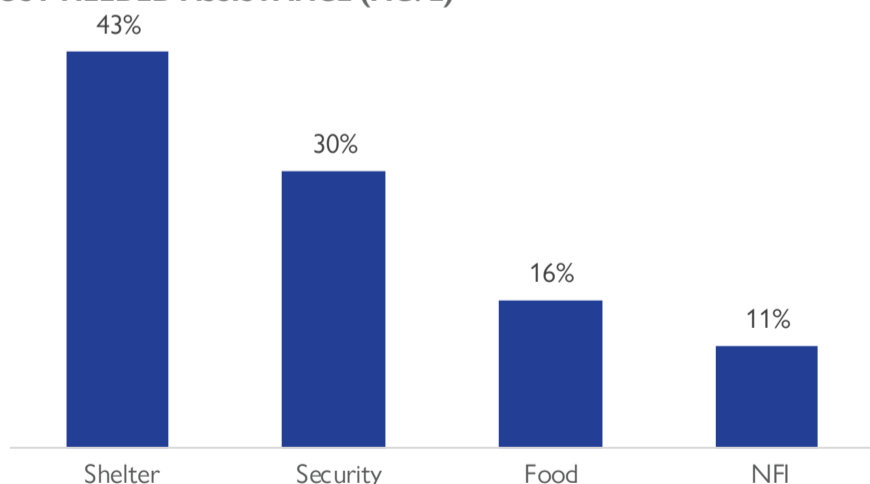
Between 06 and 12 December 2021, armed clashes between herdsmen and farmers; and bandits and local communities have led to new waves of population displacement. Following these events, rapid assessments were conducted by DTM (Displacement Tracking Matrix) field staff with the purpose of informing the humanitarian community and government partners, and enable targeted response. Flash reports utilise direct observation and a broad network of key informants to gather representative data and collect information on the number, profile and immediate needs of affected populations.

During the assessment period, the DTM identified an estimated number of 1,641 individuals who were affected. A total of 1,630 individuals were displaced to neighbouring wards in the LGAs Rabah in Sokoto State, and Bungudu and Gusau in Zamfara State. A total of 38 casualties were reported, including 27 injuries and 11 fatalities.

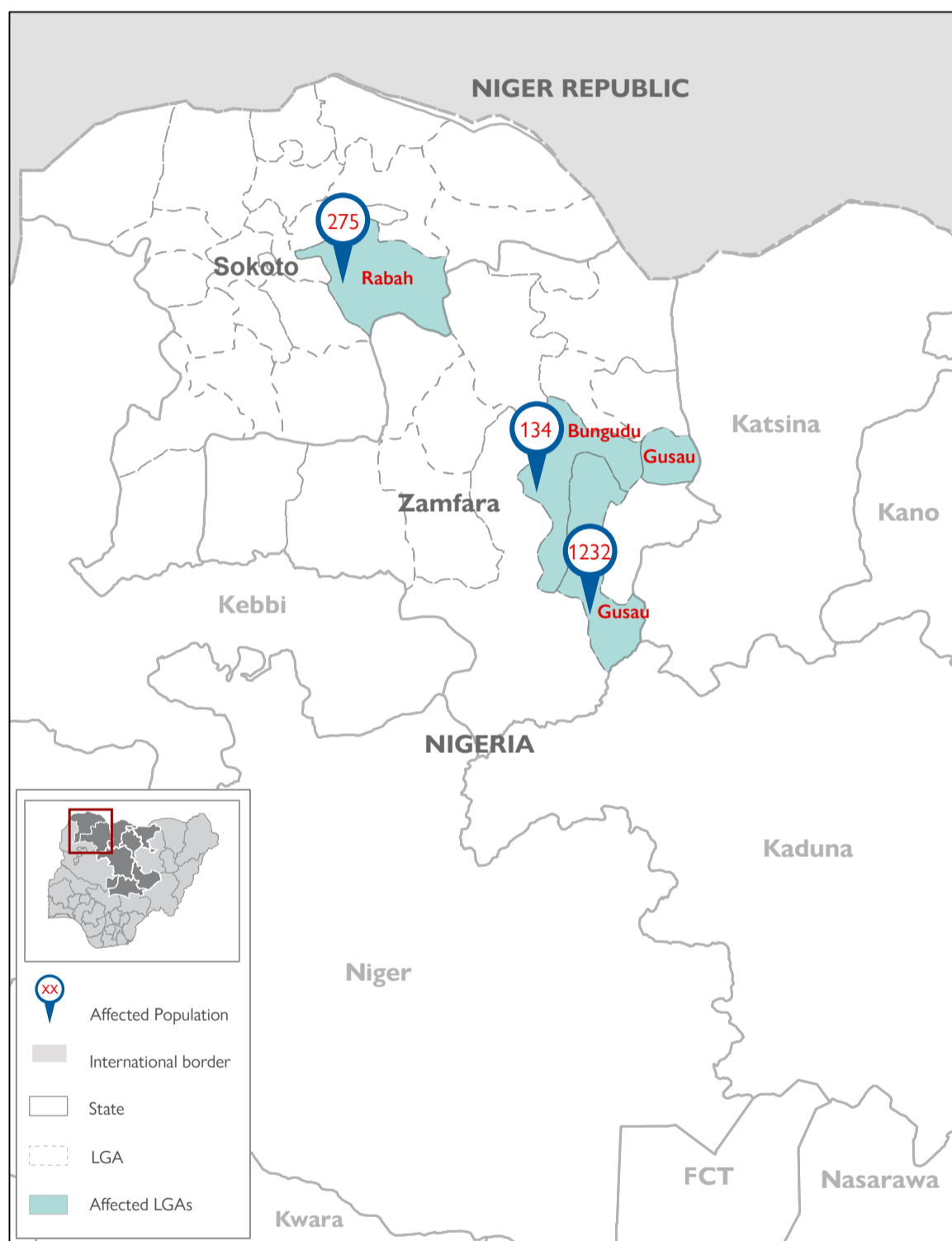
### GENDER (FIG. 1)



### MOST NEEDED ASSISTANCE (FIG. 2)



## AFFECTED LOCATIONS



The map is for illustration purposes only. The depiction and use of boundaries, geographic names and related data shown are not warranted to be error free nor do they imply judgment on the legal status of any territory, or any endorsement or acceptance of such boundaries by IOM.

State	LGA	Cause of Incident	Number of Affected Households	Number of Affected Individuals	Casualties	Male	Female	Children	Number of Damaged Shelter
Sokoto	Rabah	Attacks	75	275	11	118	157	90	42
Zamfara	Gusau	Attacks	100	755	11	282	473	424	0
Zamfara	Gusau	Fear of Attack	68	477	0	184	293	268	0
Zamfara	Bungudu	Attacks	45	134	16	57	77	55	0
<b>Grand Total</b>			<b>288</b>	<b>1,641</b>	<b>38</b>	<b>641</b>	<b>1,000</b>	<b>837</b>	<b>42</b>

"When quoting, paraphrasing, or in any other way using the information mentioned in this report, the source needs to be stated appropriately as follows: "Source: Displacement Tracking Matrix (DTM) of the International Organization for Migration (IOM), DECEMBER 2021.""