

Publication Date: February 01, 2024

### OVERVIEW

In November 2023, a total of 35,902 movements were observed across the six flow monitoring points (FMPs) in Ethiopia. This represents an 8% decrease in daily average movements in comparison with October 2023 when an average of 1,302 movements per day were observed.

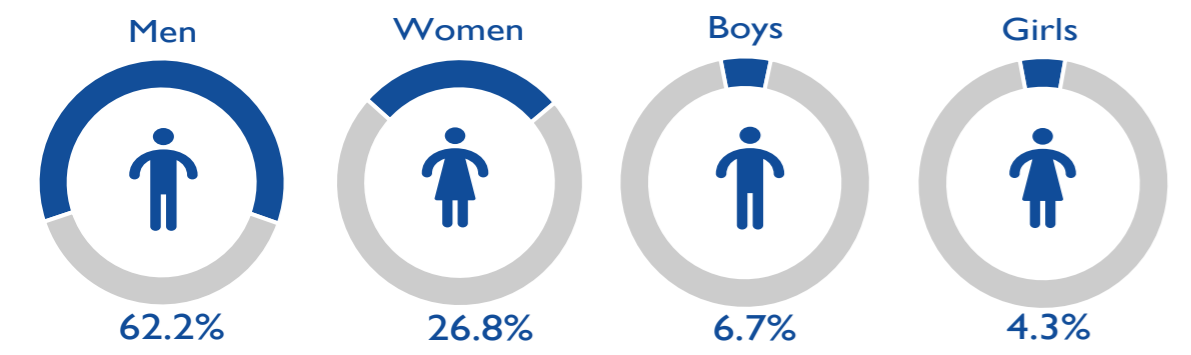
Outgoing movements (74%) during November decreased while incoming movements (26%) increased compared to the previous month, mainly due to increased incoming flows of returning migrants to Ethiopia through different entry points. A total of 26,583 outgoing movements were observed, of which 11,272 (42.4%) were heading to Saudi Arabia, 5,706 (21.5%) were going to Kenya, 2,715 (10.2%) to Somalia, 2,651 (10%) to Djibouti, 1,225 (4.6%) to Sudan, 1,059 (4%) to Yemen, and 1,032 (3.9%) to South Africa, while remaining movements were to other Southern African, Middle Eastern, and North American countries.

At the same time, 9,319 incoming movements were observed, of which 3,906 (41.9%) originated from Sudan, while 2,158 (23.2%) came from Kenya, 1,666 (17.9%) from Somalia, 1,484 (15.9%) from Djibouti, and the remaining from Yemen, United Arab Emirates, Canada, and Germany. Most incoming movements were by Ethiopians (74.6%), followed by Sudanese nationals (23.8%). Returning Ethiopians departed from Kenya (31.0%), Somalia (24.0%), Sudan (22.5%), Djibouti (21.1%), and Yemen (1.4%) and the remaining travelled from United Arab Emirates, Canada, and Germany.

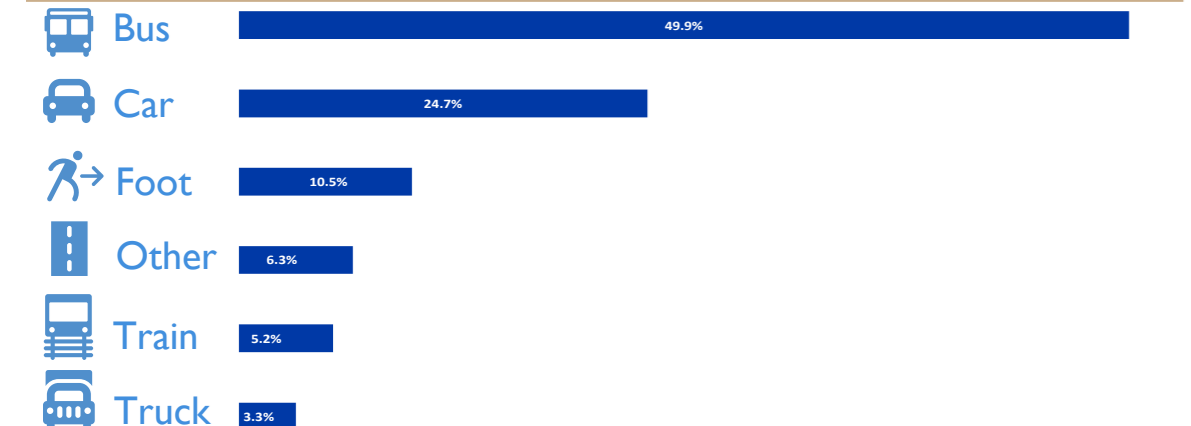
During the reporting month, overall recorded movements decreased by 11%. The driving factors for cross border movements through the flow monitoring points in Ethiopia were economic reasons (62.9%), return (16.5%), conflict (11.9%), natural disaster (3.8%) and food insecurity (2.1%) while the remaining 2.8% were moving for several reasons including seasonal migration. Return movements increased by 5.2% despite the overall decrease in flows in November while movements for economic and conflict reasons decreased by 9.5% and 15.4% respectively, when compared with the previous month.

Related to the conflict in Sudan, DTM flow monitoring recorded 3,288 inflows fleeing the conflict from Sudan to Ethiopia through the Metema and Kurmuk FMPs during the reporting month, which is a 16.3% decrease from the previous month. Of these incoming flows from Sudan, Sudanese nationals continue to be the majority (54.0%) followed by Ethiopian nationals (42.3%) returning home and people from 14 other nationalities fleeing the crisis.

### DEMOGRAPHICS



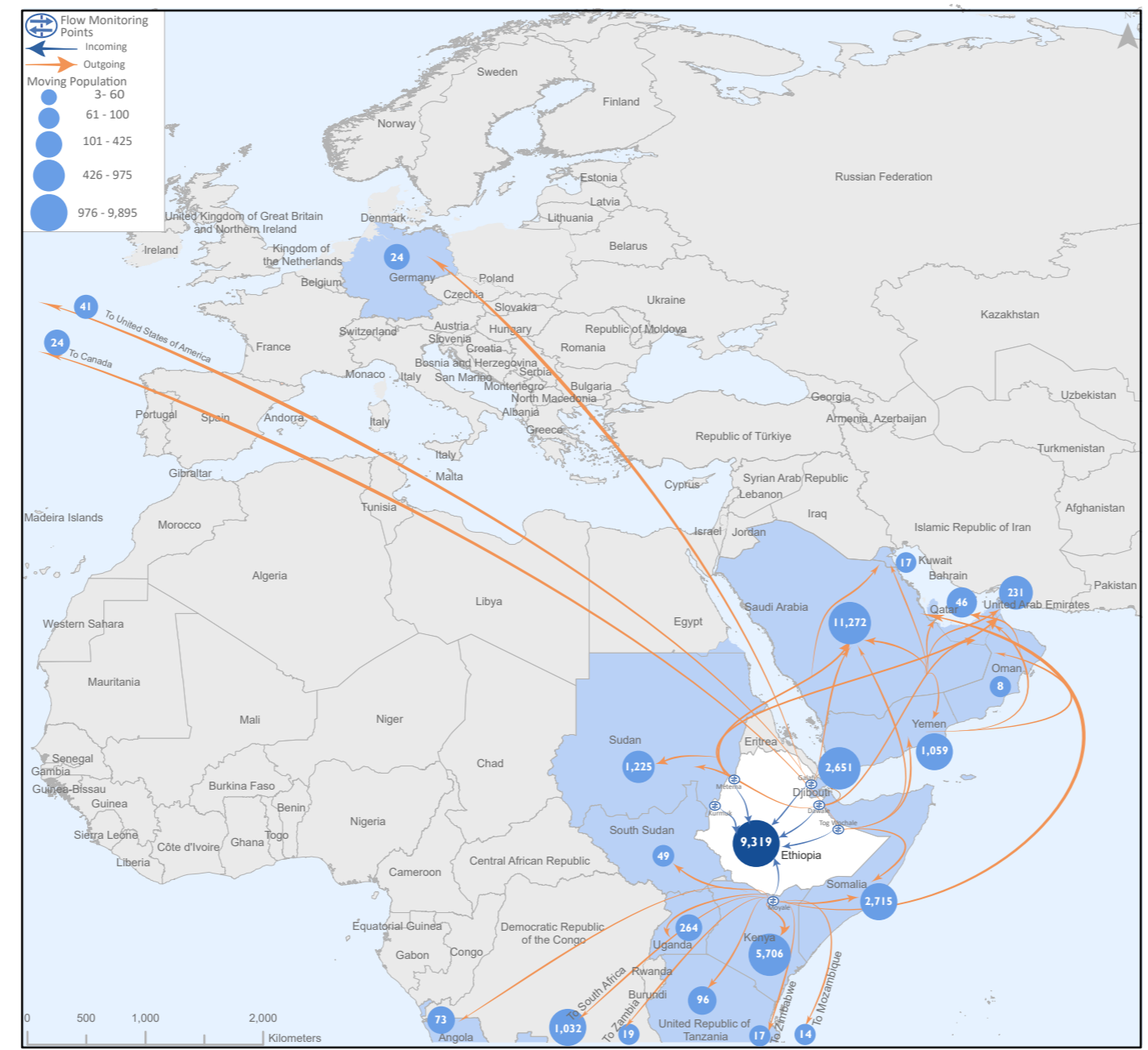
### MEANS OF TRANSPORT



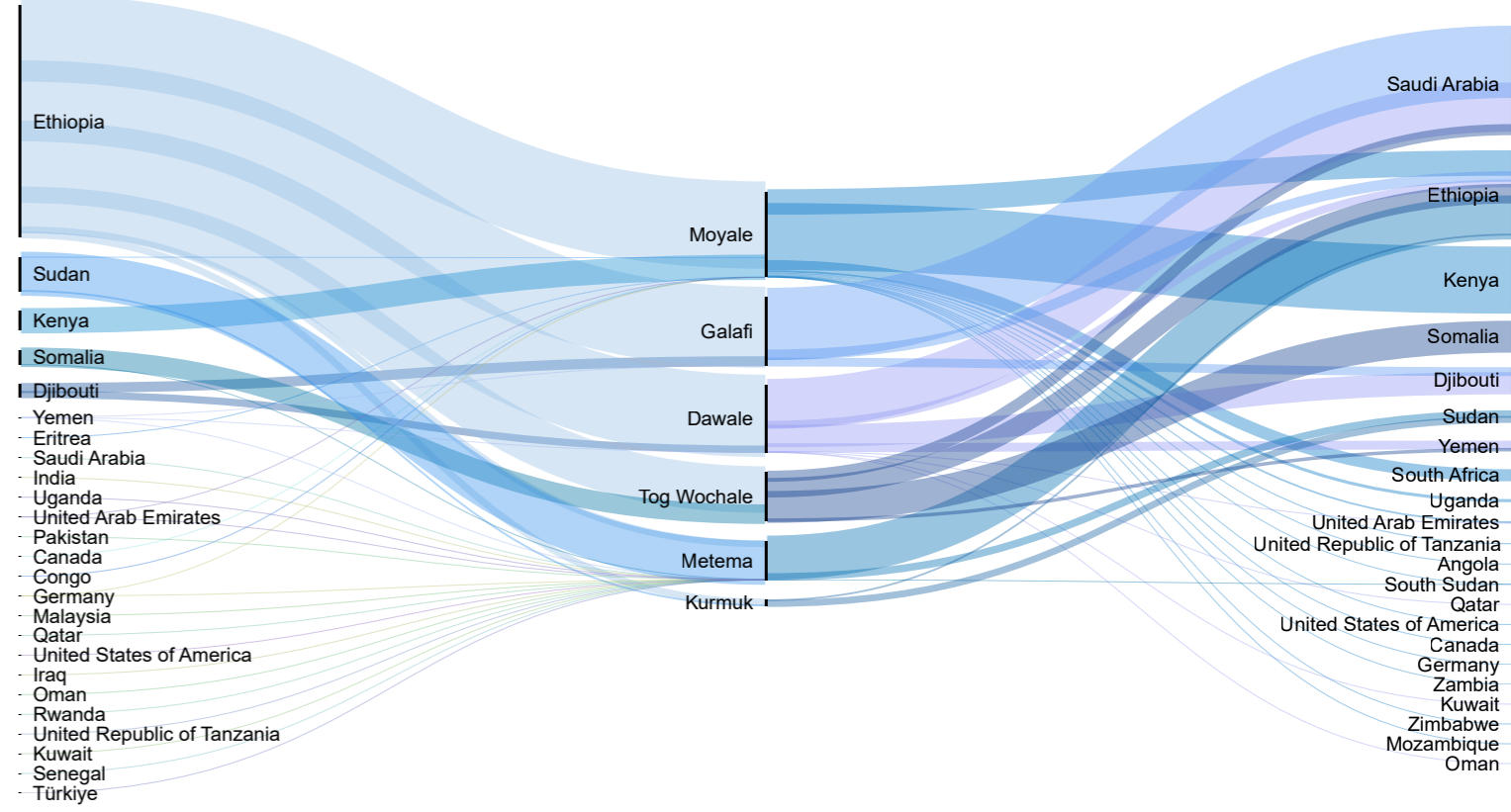
### KEY FIGURES



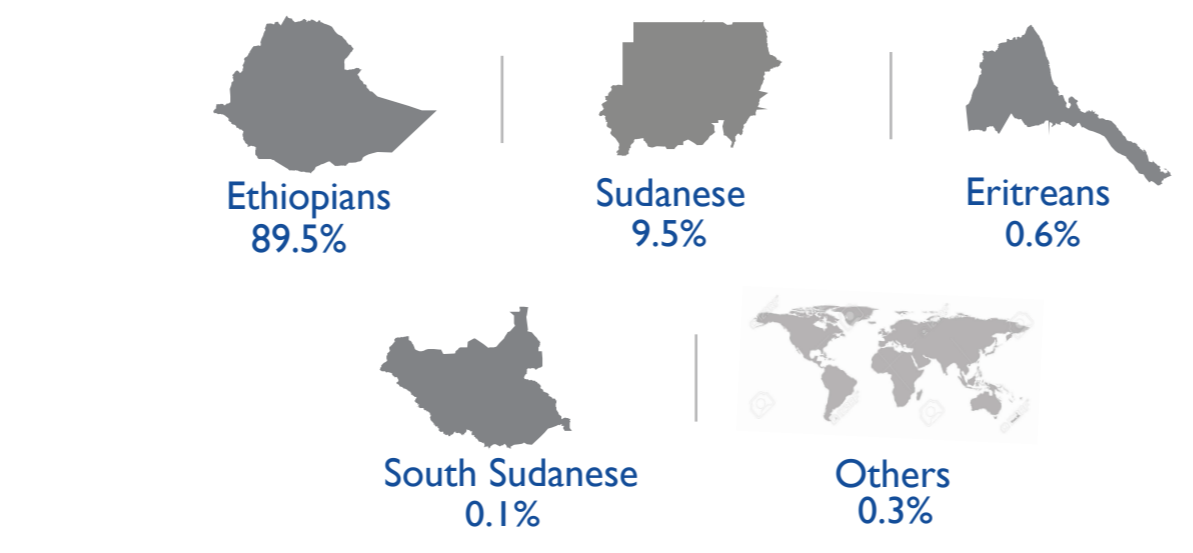
### MOVEMENT ILLUSTRATION



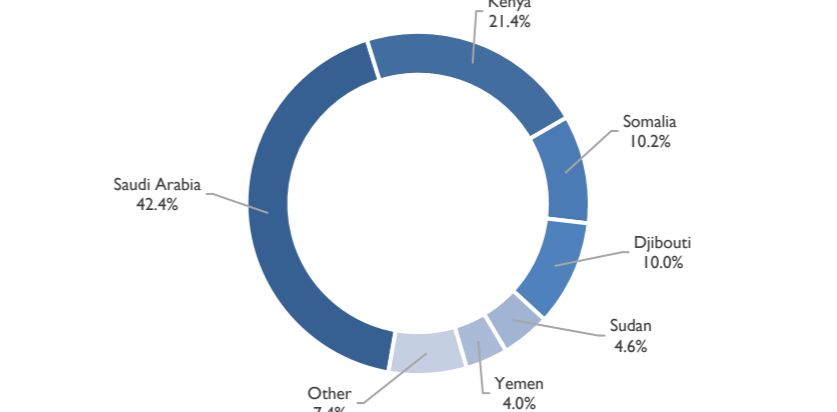
### PLACES OF ORIGIN AND INTENDED DESTINATIONS VIA FLOW MONITORING POINTS



### NATIONALITIES OF PEOPLE ON THE MOVE



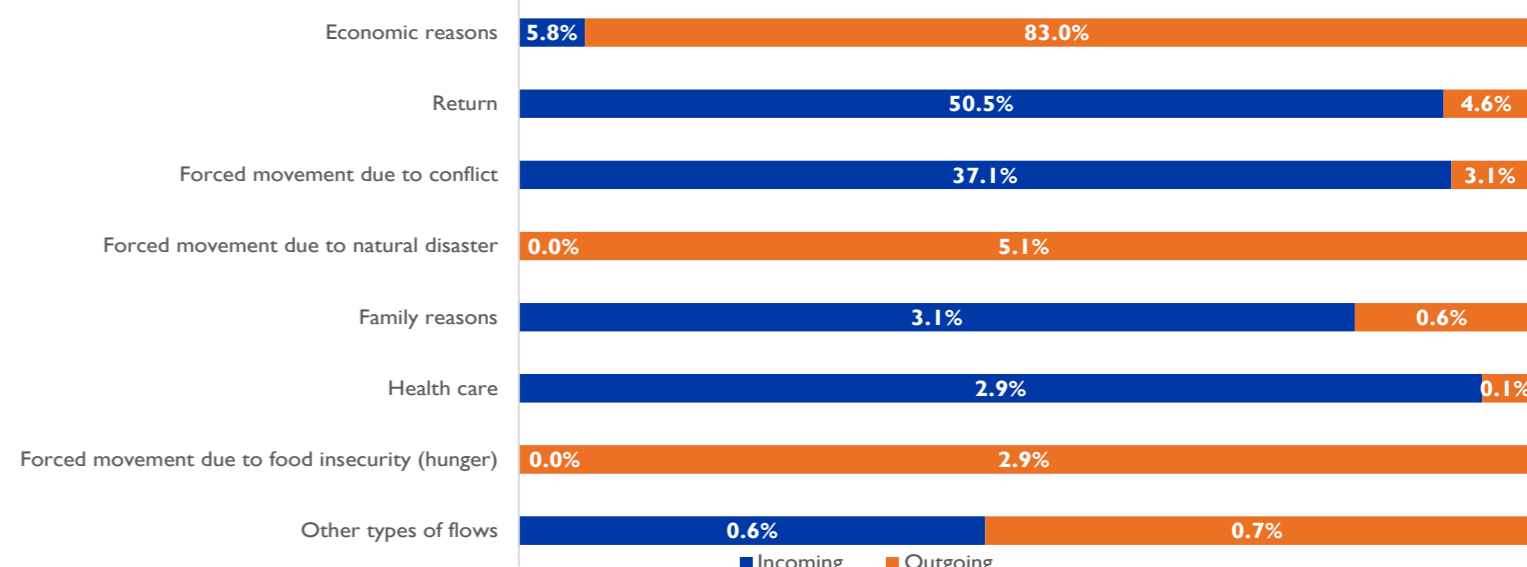
### INTENDED OUTGOING DESTINATIONS



Other intended destination countries include South Africa, Uganda, United Arab Emirates, the United Republic of Tanzania, and other African, North American, European and Middle Eastern countries.

Please note that figures for Yemen and Saudi Arabia should be interpreted jointly, as movements to Saudi Arabia often pass through Yemen.

### TYPE OF FLOW



The following citation is required when using any data and information included in this information product:  
"International Organization for Migration (IOM), November 2023. DTM Flow Monitoring Dashboard. IOM, Ethiopia."  
For more information on terms and conditions of DTM information products, please refer to: <https://dtm.iom.int/terms-and-conditions>

Disclaimer: This map is for illustration purposes only. Names and boundaries on this map do not imply official endorsement or acceptance by IOM.  
DATA SOURCES: DTM, OCHA, ESRI, UNDP