



Wau Intentions Survey

Intentions Survey and Multi-Sectorial Needs Assessment | December 2017



KEY FINDINGS

Two-thirds of interviewed households (66%) intend to remain in their current displacement site. Among those who intend to return, only 10% intended to do so within the next month.

The most common reason cited for arriving at the site and intending to stay is access to security. Likewise, indecision about whether to return or to remain is closely linked to uncertainty regarding the security situation.

Family reunification is the main reason to leave, cited by one third (35%) of those intending to leave. For families reporting that close family members live in a different location, the separation is frequently related to access to school (31%) or work (23%).

BACKGROUND

There are currently seven displacement sites in Wau. These sites include the Wau Protection of Civilian Site Adjacent Area (PoC AA), Wau PoC1 (which hosts only 74 households), as well as five collective sites (Masna, Nazareth, Cathedral, Lokoloko and St. Joseph). Most of the IDPs in Wau originated from within Wau County itself, as well as Jur River, Raja, and nearby counties of Warrap states. June 2016 marked the beginning of the crisis in Wau, whereby intensified fighting broke out within Wau town forcing thousands of inhabitants to seek safety in the PoC and collective sites.

METHODOLOGY

The Displacement Tracking Matrix (DTM) team conducted the intention survey between 9 and 16 November 2017 in six of the collective sites (all except Wau PoC1), with a sample size of 823 households comprising 5,127 individuals out of a total of 45,445 individuals (9,885 households) currently living in those six sites (F1a&b). With the sample size of 823 households and at a confidence interval of 99% we achieve a margin of error of 4.3%.

Total population of the six displacement sites: 45,445

Site Particularities: Wau PoC AA dominates the data on an aggregate level as it represents 68% of all interviewed households (to remain representative as its population similarly represents 70% of all sites put together). These information boxes will detail particular aspects and exceptions of data that stands out for individual sites. These points are not an exhaustive description of the particular sites but provide a quick overview of notable exceptions and allow for an analysis relative to their respective population sizes.

Figure 1: Wau PoC AA and Collective Sites Survey Sample (# of Individuals)





Figure 1b: Wau PoC AA and Collective Sites IDP Population as of October 2017



OVERVIEW OF FINDINGS

Household Makeup and Relatives outside of the Camps

Over three quarter of the surveyed heads of households were female (77%) (F.2) while considering all individuals (5,127) in the surveyed households the breakdown is more evenly split into male (49%) and female (51%) which is equal to the aggregated gender ratio of the current site populations (October 2017 headcount).

Site Particularities: Gender
Female IDPs represented between 49% (Wau PoC AA) and 60% (Lokoloko) of the site populations.

Thirty per cent of households confirmed that they had family members currently outside of the six surveyed sites. These 1,014 individuals had a similar demographic makeup as their surveyed relatives (F.3), however the proportion of adult males was higher among related individuals outside of the sites (19%) than inside the sites (15%). There are slightly less children under five among the family members currently outside the site.

Site Particularities: Family off-site
The only place where more than half of the surveyed households reported to have family living outside of the site was Nazareth (53%). The smallest proportion of households with family members living off-site was in the most populous location, Wau PoC AA (26%).

Most relatives living outside the sites did so to go to school (31%), to work (23%), to guard property (18%), because they were unable to access safe routes to join their on-site relatives (16%) and / or because of physical disabilities (10%). Six per cent were visiting other friends or family and 12 per cent cited other reasons. Please note that interviewees were able to report more than one reason meaning that the total does not add up to 100 per cent (F.4).

Seventy-four per cent of those having family members outside of the sites reported that these planned on joining them.

Figure 2: Surveyed Heads of Household Gender division (823 individuals)

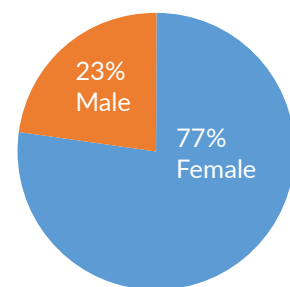


Figure 3: Surveyed households and related household members outside of the sites

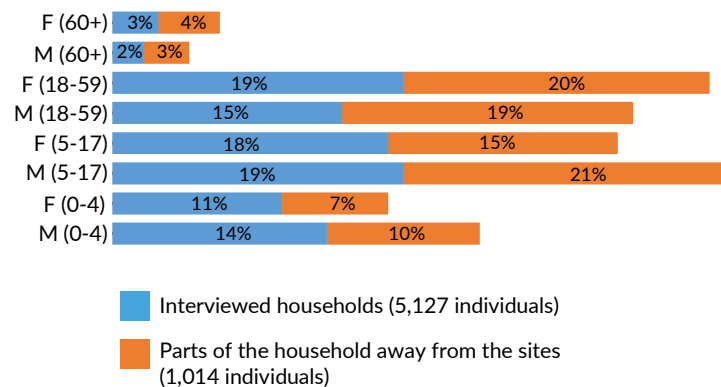
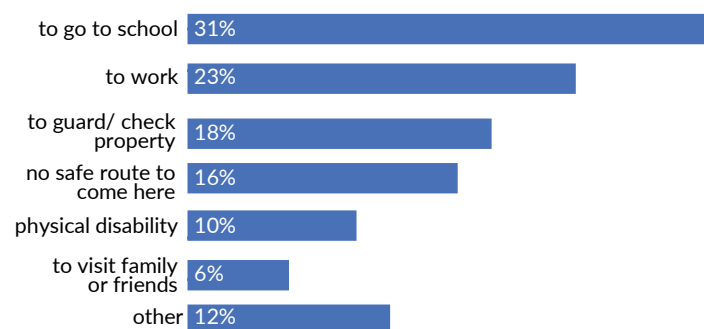


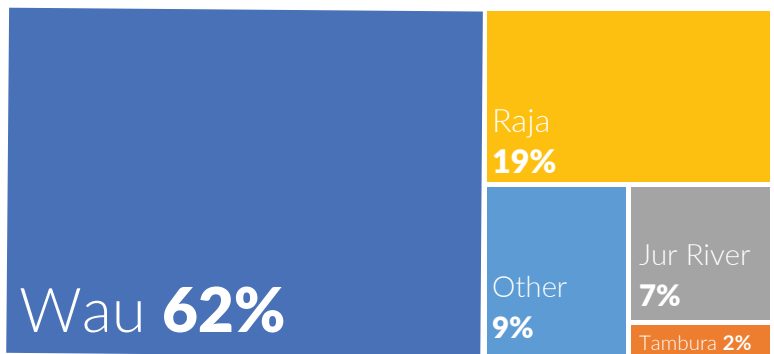
Figure 4: Why are your relatives living outside the site? (can be multiple reasons)



Site Particularities – off-site family not joining

To explain the absence of other relatives at the site, work was cited as dominant reason in Nazareth (52%). School obligations were a common in Wau PoC AA (38%) and Lokoloko (36%). Guarding and checking property was often mentioned in Lokoloko (36%) and St. Joseph (38%). A lack of safe access routes was especially a problem for relatives of site inhabitants in Lokoloko (57% out of a relatively small sample of 14 households affirming presence of family off-site) and Masna (31%).

Figure 5a: What is your place of origin (not pre-displacement location)?



Origin, time and reason of displacement

Nearly two-thirds of all interviewed households originated from Wau itself (62%) while 19 per cent originally came from Raja. Other households were from Jur River (7%) and Tambura (2%) (F.5a&b).

Because secondary displacement and other forms of migration are common in Wau, place of origin and pre-displacement location were often different. For 17 per cent of interviewed households this was not the first instance of displacement.

Sixty-eight per cent (563 households) cited different places within Wau as locations of pre-displacement (F.6). Twenty-one per cent (173 households) had previously lived at other displacement sites. For all but five households, these were part of the list of six sites reported on in this report, namely Lokoloko (7%), Cathedral (6%), Wau PoC AA (3%), Nazareth (3%), Masna (1%) and St Joseph (1%). Other most common pre-displacement locations included Jur River (37 households, 4.5%) and Raja (36 households, 4.4%).

Site Particularities: Pre-displacement and origin

69% of those citing other Wau sites as previous places of dwelling were found in Wau PoC AA. The overwhelming majority of all surveyed IDPs previously lived in Wau. A notable exception was 37% of Masna inhabitants who previously lived in Jur River (11% lived in other Wau sites).

Wau is the place of origin cited by over half of all IDPs at every individual site. The smallest proportion of people originating from Wau was found in Masna (55%) where 42% originally came from Jur River (3% other). In Lokolo, 57% of households cited Wau as origin, while 43% indicated Raja as their place of origin.

Figure 6: Detail on pre-displacement locations (not origin) in Wau (563 households)

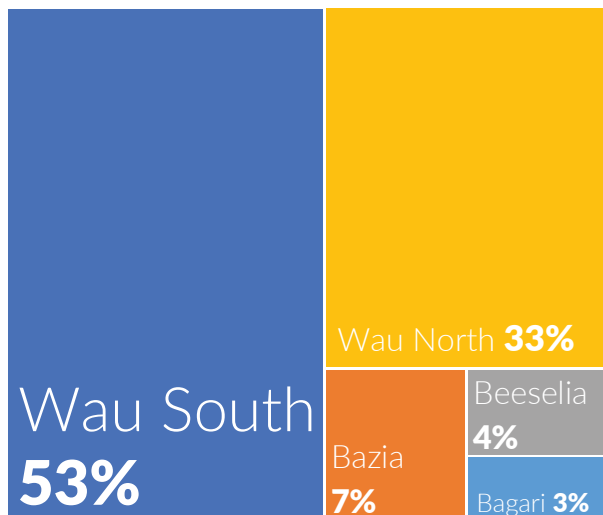


Figure 5b: Locations of Origin and Sites of households in relation to current location

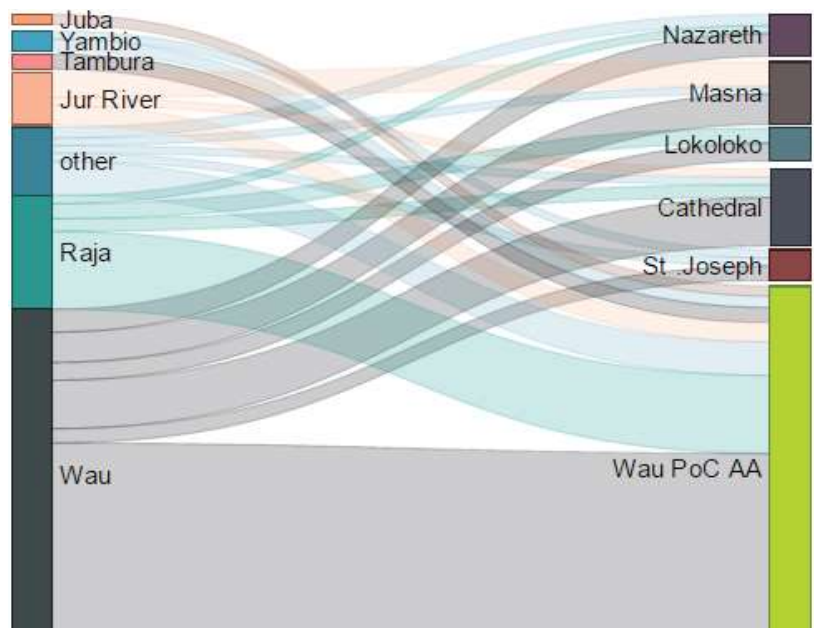
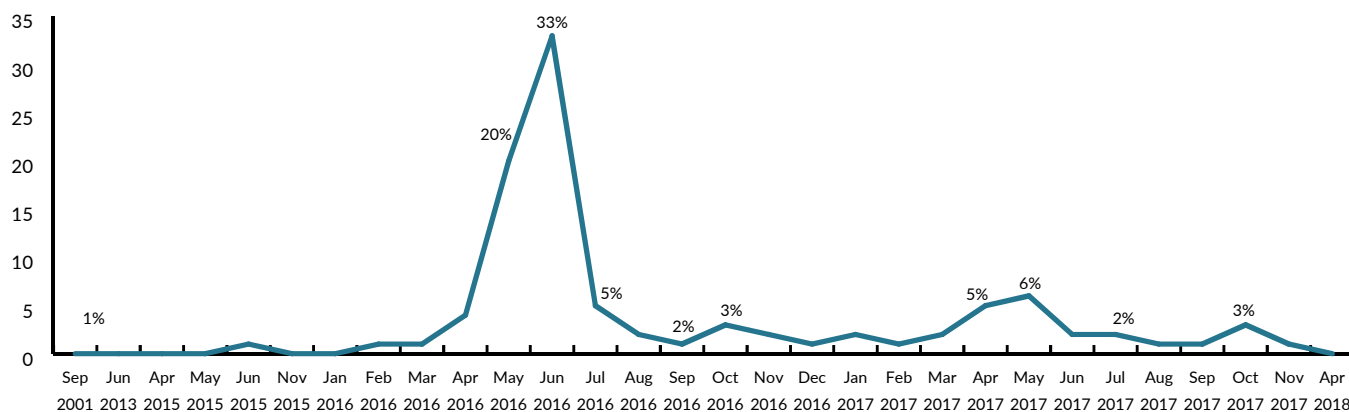


Figure 7: When did you arrive here?



Sixty-five per cent of households arrived at their current displacement site between April and August 2016 (F.7). Violence broke out in the southern part of Wau displacing thousands of people in town who ended up seeking support in the adjacent area to the UNMISS base. Over 20,000 people were accommodated in the site in the first days of the crisis. Among other sites, Cathedral and Nazareth received most of the displaced population at the time.

The period between March and July 2017 represents a second peak in displacement (17%). In April 2017, an upsurge of violence with reports of gunfire in the South and West areas of Wau brought thousands of people to the PoC AA and collective sites (mainly Cathedral). In a period of about one week over 14,000 people sought refuge in the PoC AA site and over 5,000 people in the collective sites (as per initial headcounts of DTM in that period). Several areas in town remained deserted and reports of high criminality, looting and targeted killings have increased the movement into the sites in the period.

Site Particularities – arrival times

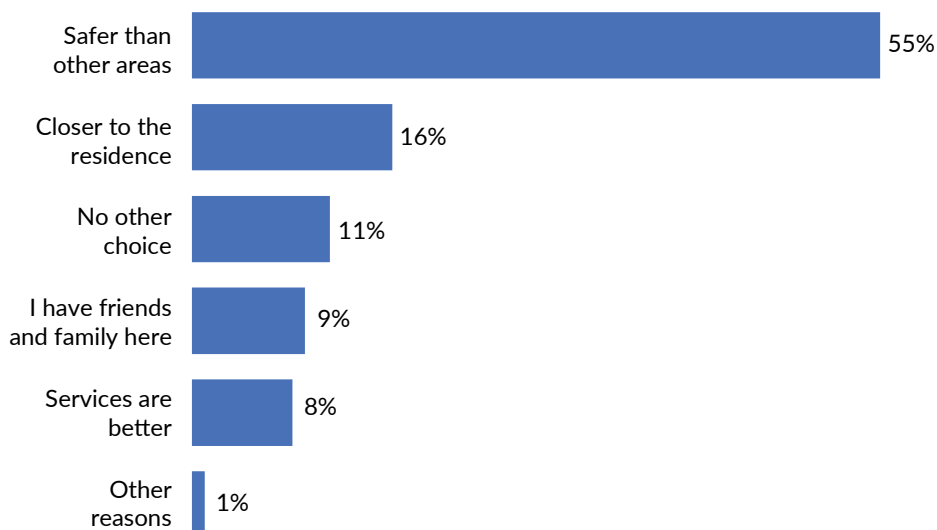
Peaks in arrivals relative to the site-inhabiting population varied from site to site. IDPs living in Cathedral arrived mostly around June 2016. Most people in Lokoloko arrived around May and October 2016. The majority of people living in Masna arrived around May 2017 and to a lesser extent but in increasing numbers towards the end of 2016. IDPs staying in Nazareth most commonly arrived starting in June 2016 with a decreasing trend until November 2016. Arrivals at Wau PoC AA dominate these statistics given its large population / sample size and peaks of arrival therefore very much resemble F.7.

Over half of all 823 interviewed households cited insecurity as principal motivation to move to their current displacement site (53%). For 16 per cent the main reason was that it was closer to their residence, 11 per cent said they had no other choice for unknown reasons, nine per cent moved to join family and friends and eight per cent moved for better services (1% other).

Site Particularities – reasons for arrival at site

Proportional to site population, “safer than other areas” was the most common answer in Cathedral where 70% of 90 surveyed households cited this as their main reason to have come to the site. In Lokoloko and Nazareth, this proportion was the smallest (14% and 15% respectively). With 45% each, respondents in St Joseph and Nazareth were the most likely to cite closeness of their residence for reason to choose their current site of displacement. Inhabitants of Lokoloko referred to having family or friends at the site more often as reason for coming there than IDPs at other sites (main reason for 46%). Simply stating that no other choice was available as main reason for choosing a particular site was a frequent answer in Masna (41%).

Figure 8: Why did you decide to come here?



INTENTIONS

Two-thirds of interviewed households (66%) intended to remain in their current site of residence (F.9). The survey team observed that most people were unwilling to return to their pre-displacement locations due to security concerns, including looting, and due to destruction of shelters. Food security concerns were also cited.

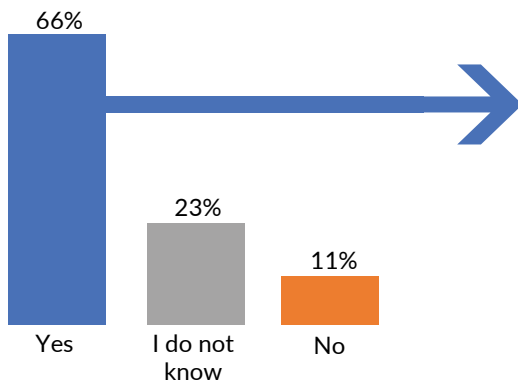
Site Particularities

All surveyed households in Lokoloko intended to remain on-site. The second highest rate of intention to stay was found in St. Joseph (75%). Uncertainty about future plans was the most common in Masna (36%). An intention to leave was only slightly more common in Wau PoC AA (14%) in comparison to the other sites.

Secondary displacement was the most common among inhabitants of Wau PoC AA (20%) and Cathedral (19%). Inhabitants of Lokoloko were the least likely to have been displaced before (3%).

Similar to initial reasons for displacement, the majority of those intending to remain intends to do so for security reasons (F.10). While only eight per cent indicated service provisions as initial reason for arrival, of those intending to remain, 16 per cent cited general services.

Figure 9: Do you intend to stay here?



Ninety-four per cent of those planning to stay were either uncertain about the length of their stay (71%) or saw themselves living at their current displacement site for more than half a year (23%) (F.11).

Figure 11: How long do you plan to stay here?

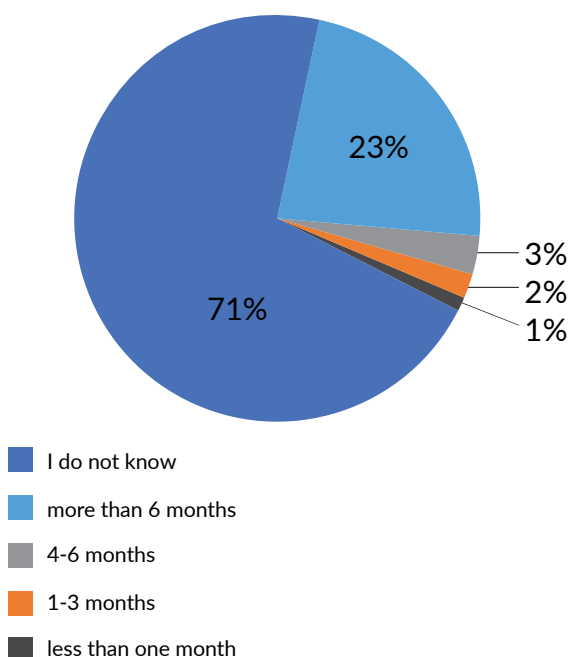
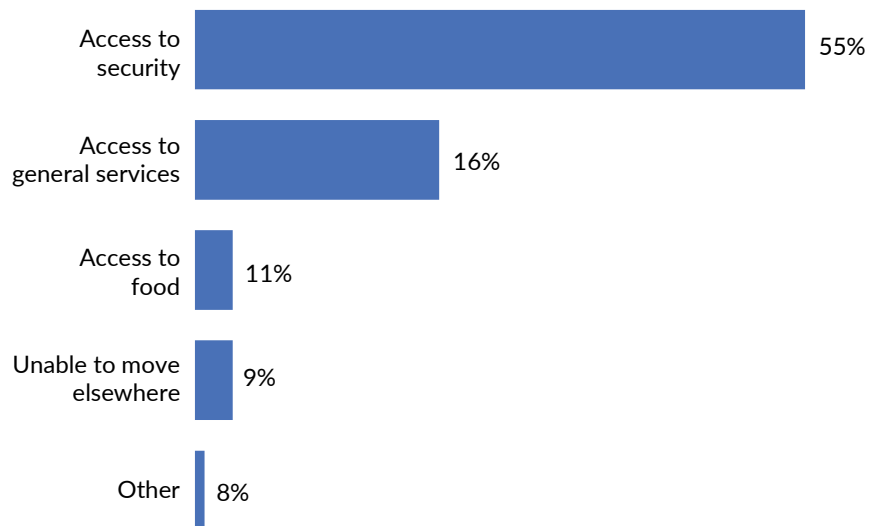


Figure 10: What is your main reason for choosing to stay here?



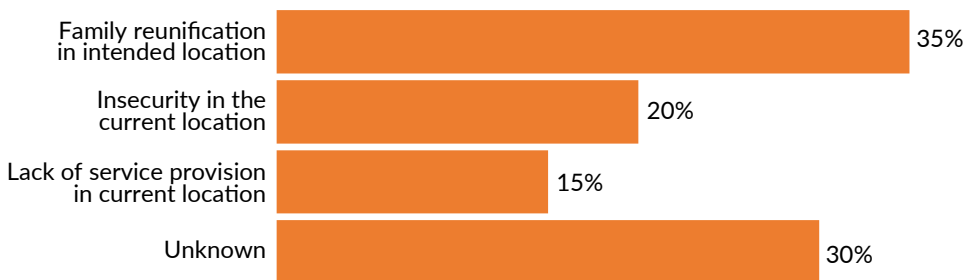
Site Particularities- reasons to remain

As reason to continue living in the current site of displacement, access to security was the most common in Nazareth (90%) followed by Lokoloko (86%). Access to security was the least commonly cited as reason to remain in St. Joseph (33%) where access to general services was the dominant reason to stay (67%) (out of 15 surveyed families intending to remain at St. Joseph).

Site Particularities – intended period of staying

Out of 15 households who planned on remaining at St. Joseph, 14 did not know for how long and one planned for more than six months. All 47 households intending to stay in Masna did not know for how long. 76% of the 364 households set on continuing living at Wau PoC AA did not know for how long and 20% for more than 6 months. Cathedral's 59 staying households (of the assessed 90) were split between staying for more than six months (39%) and not knowing (61%).

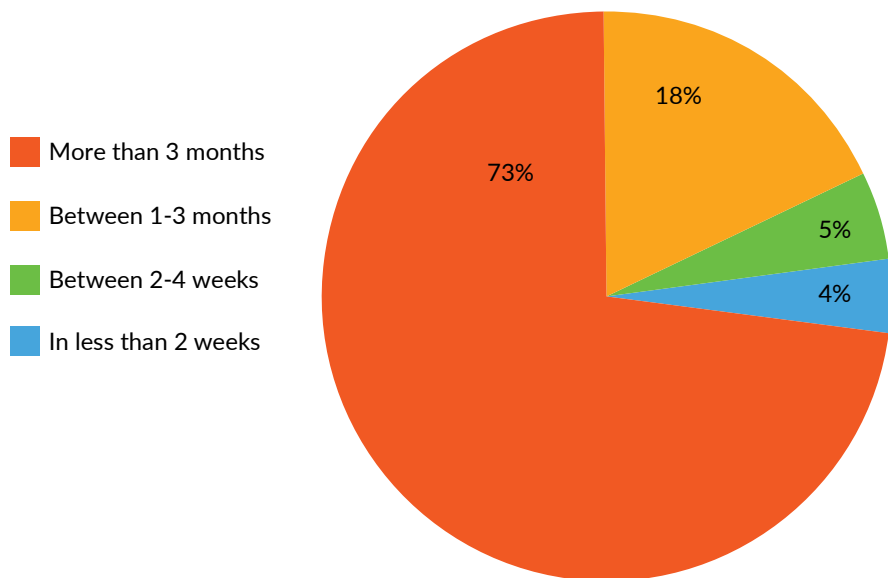
Figure 12: What is your main reason for choosing to leave?



Site Particularities- reasons to leave

Out of the relatively smaller number of households intending to move (91 out of which 85% were in Wau PoC AA), family reunification was the most commonly cited reason in Wau PoC AA (36% of 77 households intending to leave) and Nazareth (2 out of 5 families). Insecurity and family reunification were the only reasons to be cited by IDPs at camps other than Wau PoC AA.

Figure 13: When do you plan to leave?



Eleven per cent of surveyed households (91 households) planned on leaving in the near future (F.9) to join family elsewhere (35%) but also because of perceived insecurity at their current site of displacement (20%) and a lack of services (15%) (F.12).

Even among those claiming to be determined to leave the site, departure was not imminent. Seventy-three per cent did not intend to move within the next three months, 18 per cent intended to leave in between one and three months, and only 9% intended to leave within 4 weeks (F.13).

Forty-four per cent planned on returning to their area of pre-displacement and 23 per cent planned on returning to their area of origin (F. 14). Thirty-three per cent intended to reach a new destination (Juba 45%; Wau 36%; Jur River 9% and Rumbek Centre 9%). New locations were commonly chosen based on family presence (47%), for security (27%), service provision (13%) among other reasons (13%).

Figure 14: Where do you plan to move?

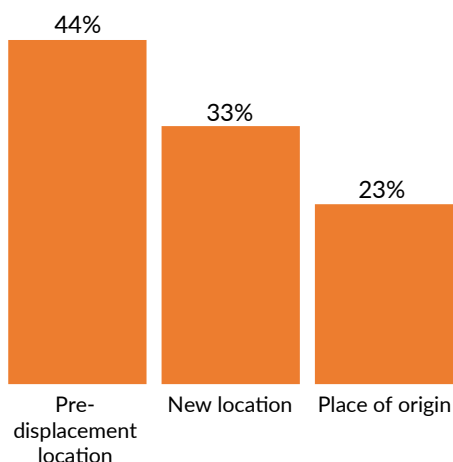
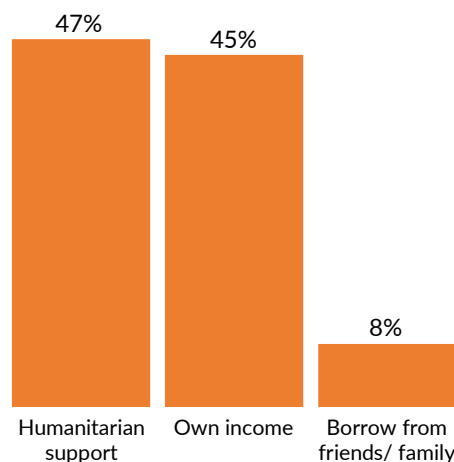


Figure 15: Anticipated source of income/ resource to afford transportation costs to your intended destination



Nearly half of all households intending to leave anticipated to finance transportation with humanitarian support (47%) (F.15). Forty-five per cent had their own income and eight per cent planned on borrowing from friends or family. Fifteen per cent mentioned concerns they had about transportation (mainly security related but also financial) and 37 per cent about personal security generally. Fourteen per cent had financial and livelihood related concerns about their upcoming departure.

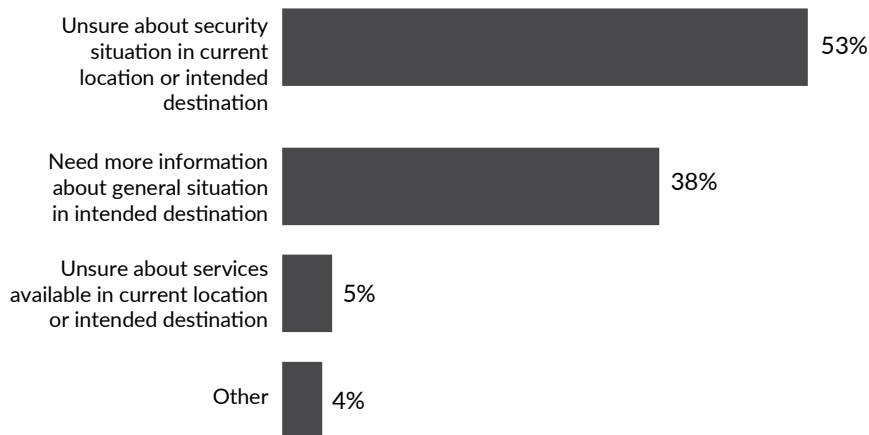
Site Particularities- destinations for leaving households

Of those intending to leave, 6 out of 7 families at Cathedral aimed for their location of pre-displacement. Apart from Wau PoC AA, the number of families intending to leave were small, with only 14 families spread across Cathedral, Masna and Nazareth intending to leave (compared to 77 households at Wau PoC AA). None of the 20 interviewed households at St Joseph planned to leave.

Nearly a quarter of all surveyed households were unsure about their plans (23% representing 191 households) (F.9). This was mainly due to lack of information and uncertainty about the security situation at their current and potential future place of dwelling (F.17). Thirty-eight per cent said they were in need of more information about the general situation prevailing in their potential destination.

When asked what information would be needed to enable decision-making, all but five per cent cited the need for information about security at current or potential locations of destination (87%) or routes connected to these locations (7%). Five per cent cited the need for more information about service provision to enable decision-making.

Figure 16: Why are you uncertain?



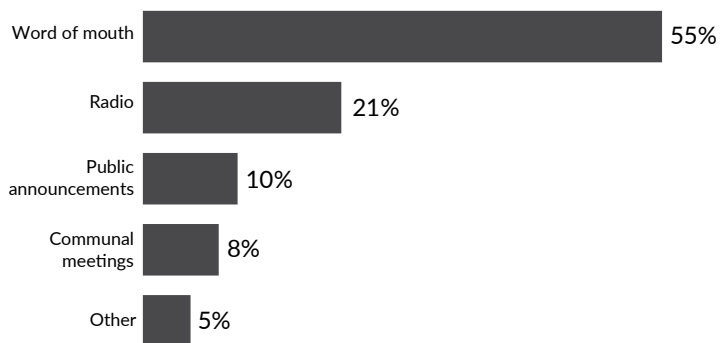
Site Particularities – households unsure about whether to leave or not

63% of the 191 households uncertain about their plans were found at Wau PoC AA, which is proportional given that 68% of all interviewed households are located in this site. The number one source of uncertainty at Cathedral, Nazareth and St Joseph was the lack of information about the general situation at potential destinations (63%, 79% and 100% respectively). A more security-oriented need for information regarding the current and potential future places of residence caused uncertainty, especially, at Wau PoC AA (55%) and Masna (89%).

More information about security situations at current locations or potential destinations was cited as the main information need to make a decision across all sites.

Given the displacement site setting, the interviewed households were living in, only two per cent of those that were uncertain about their plans cited local authorities as their main source of information (under “other” in F.17). Over half relied on their own networks / word of mouth (55%). The radio was another common source of information (21%) followed by public announcements (10%), communal meetings (8%) and church authorities (2%).

Figure 17: What are your top two major sources of information?



Site Particularities – main sources of information among those unsure about their plans

While word of mouth (59%) and communal meetings (13%) were the two main sources of information cited among those unsure about their plans at Wau PoC AA (121 households unsure about their plans), the radio served as proportionally most common means of accessing information at Nazareth (100% of 14 unsure households), Cathedral (38% of 24 households) and St. Joseph (40%). 26 out of 27 households unsure about their plans at Masna cited word of mouth as major source of information.



All our products are available on <http://www.iomsouthsudan.org/tracking>
For more information, please contact southsudanDTM@iom.int

