

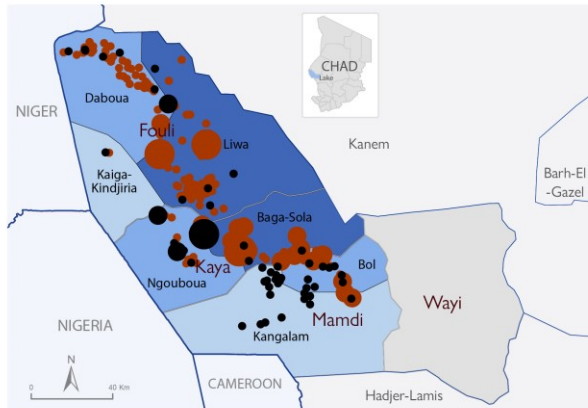
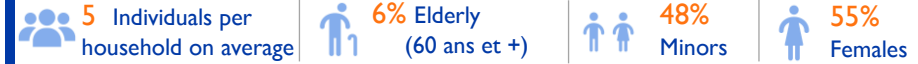
Assessment Method

	In-person interviews	97%
	Phone interviews	3%

Displacement Overview




Demographic Profile

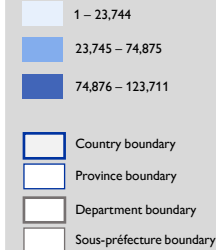


Disclaimer: The maps in this report are for illustration purposes only. The depiction and use of boundaries, geographic names and related data shown on maps and included in this report are not warranted to be error free nor do they imply judgment on the legal status of any territory, or any endorsement or acceptance of such boundaries by IOM. The geographical coordinates of villages and sites were collected during the field assessments. For the locations assessed at a distance, the geographical coordinates were taken from the previous round.

Number of displaced persons



Displaced persons by sous-préfecture



Context and Methodology

Since 2015, Chad has been subject to attacks perpetrated by non-state armed groups in the Lake Chad Basin, which has led to massive internal and cross-border displacement. In Chad, IOM has been implementing its Displacement Tracking Matrix (DTM) in Lac Province since May 2015 to monitor updates on the number, profiles and needs of populations displaced due to the crisis, in order to inform humanitarian and development programmes. Data are collected by interviews with key informants (including local authorities, traditional leaders, representatives of displaced persons and site managers).

This dashboard presents the results of assessments conducted between **17 August and 16 September 2021**, in **223 displacement locations**. There was a slight decrease of less than one percent in the number of displaced persons during round 16 compared to the previous round. This is mainly due to a decrease in the number of former IDP returnees in assessed locations (16% decrease, see page 2). Key informants in multiple villages indicated that these people left for a few months to do agricultural works in their farms, located far from the villages, and intend to return after the harvest. Conversely, the number of Internally Displaced Persons increased slightly (1%, see page 2). Although displacement was observed between June (end of round 15) and August 2021 (beginning of round 16), most were secondary displacements of already displaced people, accounting for the slight increase in the number of IDPs.

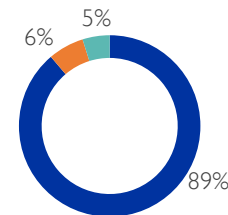
Number of displaced households and persons by sous-préfecture

Département	Sous-préfecture	# IDP Households (HH)	# IDPs	# Returnee from abroad HHs	# Returnees from abroad	# Former IDP Returnee HHs	# Former IDP Returnees	Total # of displaced person HHs	Total # displaced persons	Percent change from Round 15
Fouli	Daboua	7,576	35,047	650	3,095	738	4,450	8,964	42,592	-7%
	Kaiga-Kindjiria	1,977	8,944	176	703	109	563	2,262	10,210	+18%
	Liwa	23,618	117,707	723	3,988	99	423	24,440	122,118	-1%
Total Fouli		33,171	161,698	1,549	7,786	946	5,436	35,666	174,920	-2%
Kaya	Baga-Sola	20,931	93,037	3,394	17,063	38	166	24,363	110,266	-5%
	Ngouboua	16,806	77,199	658	2,463	321	1,870	17,785	81,532	+9%
Total Kaya		37,737	170,236	4,052	19,526	359	2,036	42,148	191,798	0%
Mamdi	Bol	15,603	64,229	316	1,271	1,081	5,068	17,000	70,568	+6%
	Kangalam	2,154	10,410	138	680	2,046	9,572	4,338	20,662	-13%
Total Mamdi		17,757	74,639	454	1,951	3,127	14,640	21,338	91,230	+1%
Total Province du Lac		88,665	406,573	6,055	29,263	4,432	22,112	99,152	457,948	-0.3%

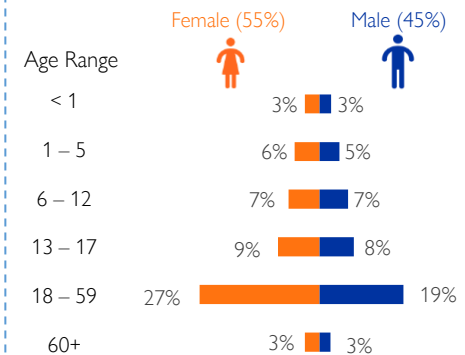
406 573 Internally Displaced Persons (IDPs)

29 263 Returnees from abroad

22 112 Former IDP Returnees



Sex and age distribution of the displaced population



DTM ACTIVITIES IN LAC PROVINCE ARE SUPPORTED BY:



INTERNATIONAL ORGANIZATION FOR MIGRATION (IOM)

Contact: dtmtchad@iom.int — <https://displacement.iom.int/chad> — <https://dtm.iom.int/chad>

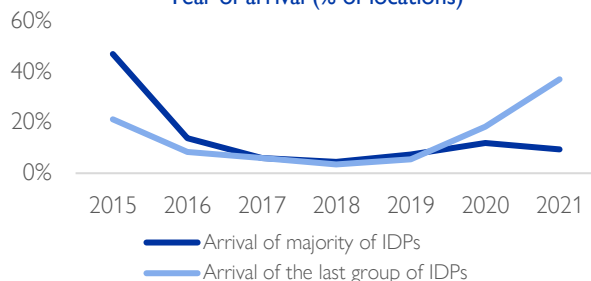
When quoting, paraphrasing or in any way using the information mentioned in this report, the source needs to be stated appropriately as follows: "Source: International Organization for Migration (IOM) [Month Year] Displacement Tracking Matrix (DTM)".

Internally Displaced Persons (IDPs)



Reason for first displacement	%
Armed attacks	97%
Preventive displacement/Fear	2%
Flooding/Rising water levels	<1%
Intercommunal conflict	<1%
Government orders	<1%

Year of arrival (% of locations)

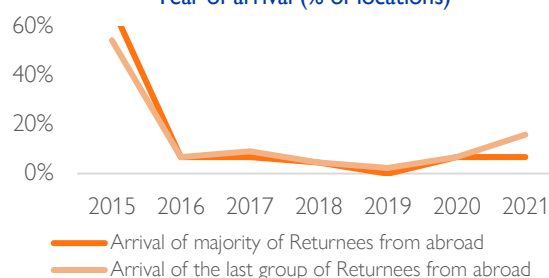


Returnees from abroad



Reason for return	%
Armed attacks in the departure country	91%
Preventive displacement/Fear	8%
In search of livelihood opportunities	1%

Year of arrival (% of locations)



Former IDP Returnees

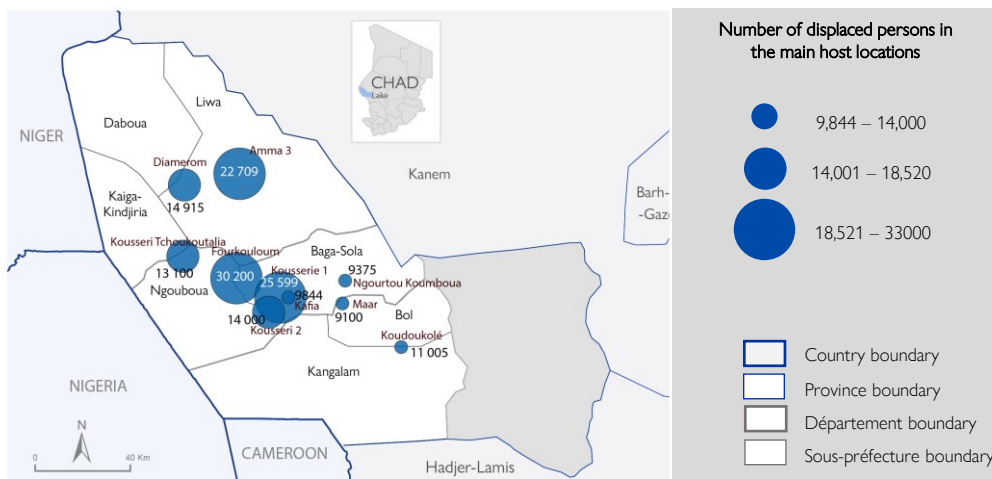


Reason for return	%
Better security conditions in the area of origin	55%
In search of livelihood opportunities	45%

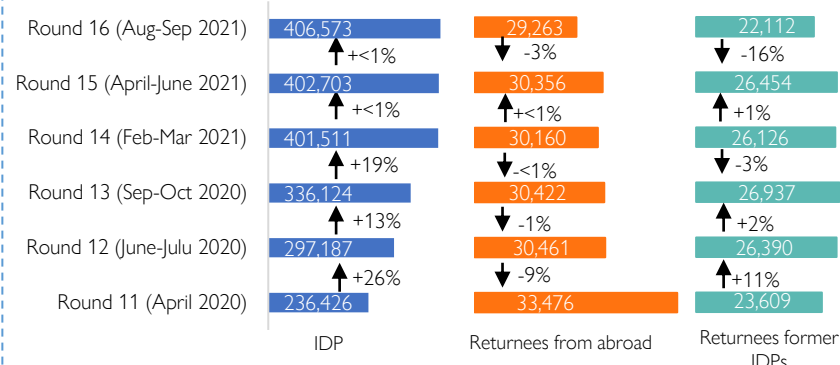
Year of arrival (% of locations)





Assessed locations hosting the largest number of displaced persons (more than 9,000 people)



Changes in the number of displaced persons identified in the last 6 rounds



 **74%** of displaced persons live in displacement sites

 **26%** of displaced persons live in host communities

DTM ACTIVITIES IN LAC PROVINCE ARE SUPPORTED BY:

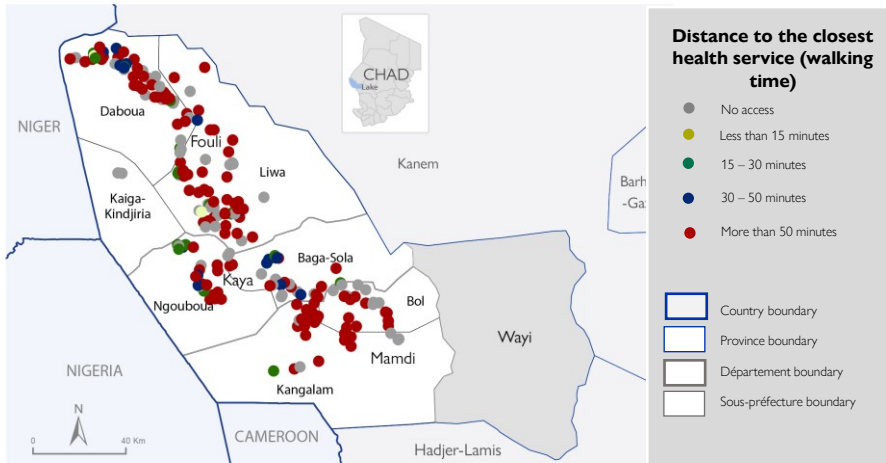

INTERNATIONAL ORGANIZATION FOR MIGRATION (IOM)

 Contact: dtmtchad@iom.int — <https://displacement.iom.int/chad> — <https://dtm.iom.int/chad>

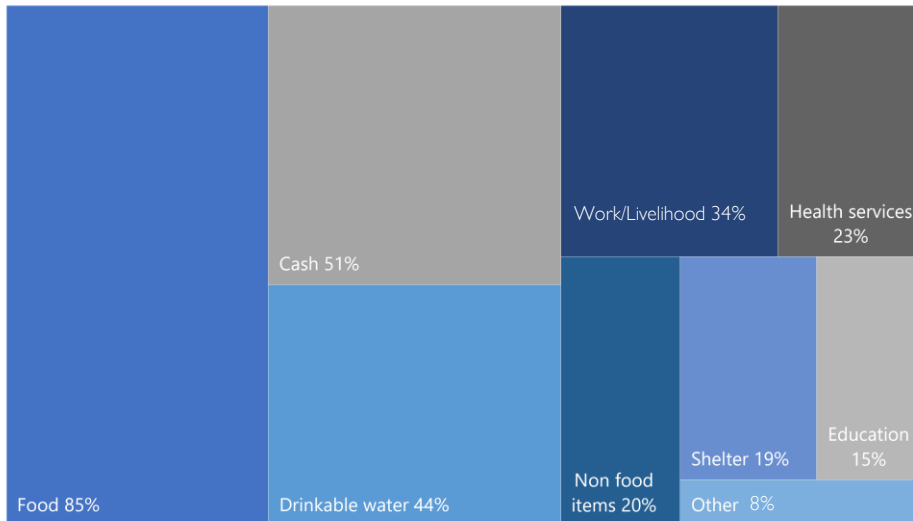
When quoting paraphrasing or in any way using the information mentioned in this report the source needs to be stated appropriately as follows: "Source: International Organization for Migration (IOM) [Month Year] Displacement Tracking Matrix (DTM)".

No confirmed COVID-19 cases were reported among displaced populations in the Lake Province

Distance to closest health services

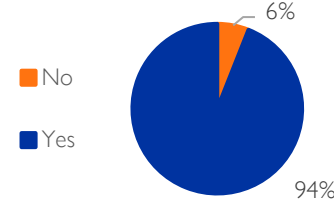


Priority needs of displaced populations
(% of locations where each need was expressed as a priority)

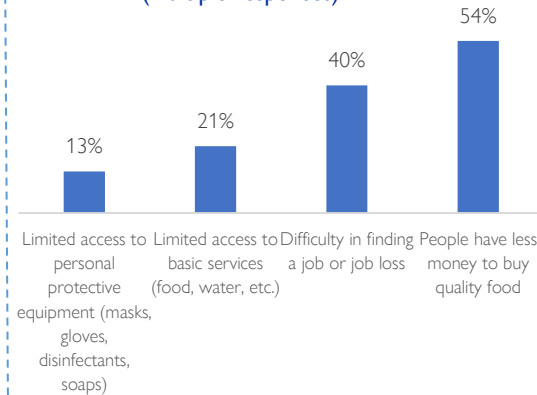


Impact of COVID-19 on the assessed locations

Percentage of locations where people are experiencing challenges due to COVID-19

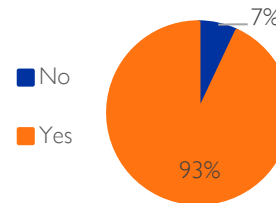


Main challenges encountered (multiple responses)

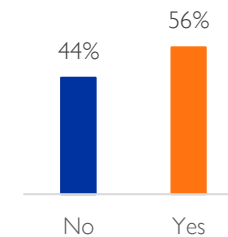


Sous-préfecture	Location in which populations are facing challenges due to COVID-19	# displaced individuals per location
Daboua	Kiskawa Urbain	1,560
Liwa	Yakirom 2	319
Baga-Sola	Baboul 2	3,825
	Baga-Sola	4,130
	Dar alkher 2	3,360
	Dar Nahim 2	1,050
	Kousseri 2	14,000
Ngouboua	Taal	1,995
	Ngouboua Centre	5,197
Bol	Ngouboua Kousseri	1,359
	Bol centre	1,496
	Foullatari	3,036
	Koudoubol Bol	1,084
Total		42,411

"Are the majority of people aware of COVID-19 preventative measures?"



"If so do they use these measures?"



"If they don't use preventative measures, why not?"

They do not find it necessary
They lack masks, water and soap

DTM ACTIVITIES IN LAC PROVINCE ARE SUPPORTED BY:



INTERNATIONAL ORGANIZATION FOR MIGRATION (IOM)

Contact: dtmtchad@iom.int — <https://displacement.iom.int/chad> — <https://dtm.iom.int/chad>

When quoting, paraphrasing or in any way using the information mentioned in this report, the source needs to be stated appropriately as follows: "Source: International Organization for Migration (IOM) [Month Year] Displacement Tracking Matrix (DTM)".