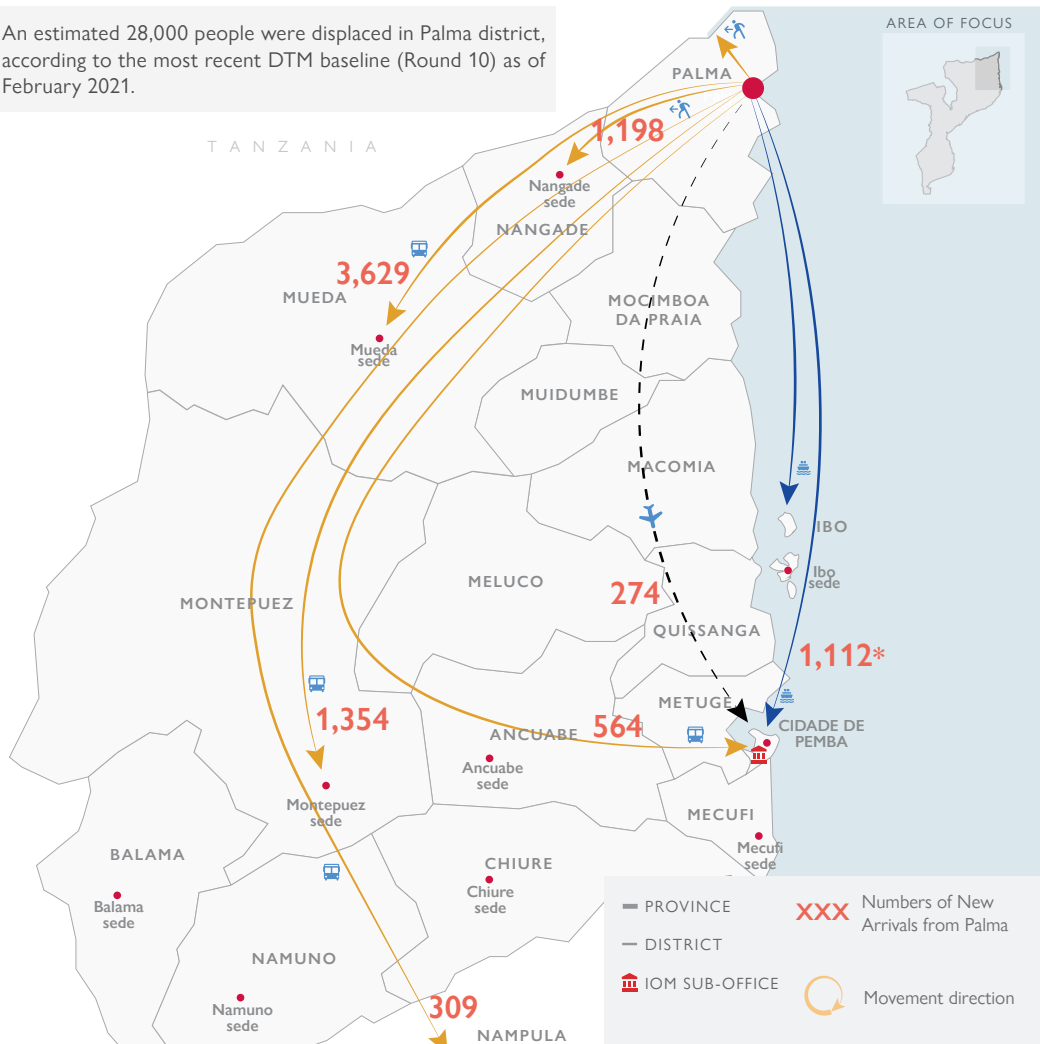


PALMA CRISIS

Following the recent attacks in Palma Sede, DTM teams in Nangade, Mueda, Montpeuz, and Pemba districts have registered arriving a significant rise in IDP arrivals. As of 17:00h March 31 2021, an estimated number of 8,166 IDPs had been registered arriving by foot, bus, boat and air from Palma to the four districts. People who have been displaced continue to arrive in Nangade on foot and by bus from Nangade to Mueda, Montpeuz, and Pemba. Two boats carrying an estimated number of 1,112 IDPs to arrive in Pemba port, but have yet to disembark due to government administrative procedure. [For live update, click here](#)

An estimated 28,000 people were displaced in Palma district, according to the most recent DTM baseline (Round 10) as of February 2021.



KEY FIGURES

8,166

PEOPLE ON THE MOVE DURING THE REPORTING PERIOD

47%

OF THE IDPs REPORTED ARE CHILDREN

32

UNACCOMPANIED CHILDREN IDENTIFIED

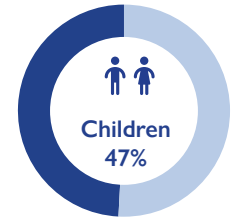
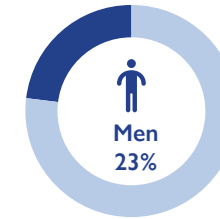
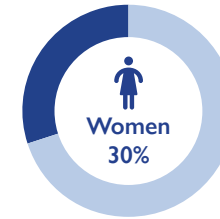
61%

OF THE REPORTED IDPs ARE LIVING WITH A HOST COMMUNITY

175

ELDERLY WERE REPORTED, REPRESENTING THE LARGEST VULNERABLE GROUP

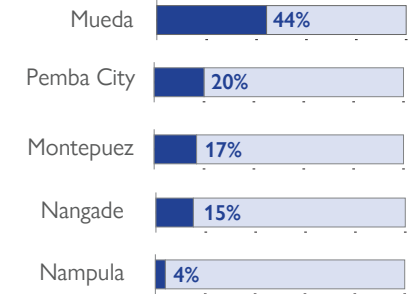
DEMOGRAPHICS



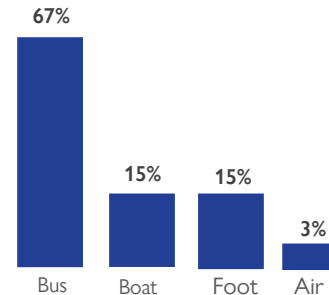
MAIN REPORTED NEEDS



MAIN ARRIVAL DISTRICTS



MEANS OF DISPLACEMENT



REASON OF DISPLACEMENT



*1,112 IDPs to arrive in Pemba port, but has yet to disembark due to government administrative procedure.

ABOUT THE EMERGENCY TRACKING TOOL

The objective of the Emergency Tracking Tool (ETT) is to collect information on large and sudden population movements, and to provide support to the Government and th humanitarian community by disseminating data on IDPs for ensuring effective humanitarian response to the affected population. Emergency tracking teams and enumerators are deployed to Cidade de Pemba, Mueda, Nangade, Montepuez, Ancuabe, Namuno, Balama, Chiure, Ibo and Mecufi districts to collect data on displacement movements on a daily basis.

VULNERABILITY BY LOCALITY OF ARRIVAL

Locality	Total Individuals	Unaccompanied Children	Pregnant Women	Elderly	Person w/ Disability
Cidade De Pemba	1,676	2	15	16	-
Pemba by air	274	2	12	3	-
Eduardo Mondlane	55	-	2	1	-
Ingonane	206	-	-	12	-
Mahate	25	-	-	-	-
Muxara	4	-	1	-	-
Pemba by sea*	1,112	-	-	-	-
Montepuez	1,354	6	10	85	-
Centro de Nacaca	242	5	1	14	-
Cidade de Montepuez	345	-	2	28	-
Mapupulo	695	-	7	43	-
M'Pupene	72	1	-	-	-
Mueda	3,629	5	25	44	3
Lilondo	209	-	2	3	-
Maimio	57	-	-	-	-
Maputo	51	-	1	3	-
Mbavala	423	2	6	8	-
Mpeme	965	-	2	11	-
Rovuma 2	196	-	1	1	-
Vila de Mueda	1,728	3	13	18	3
Nangade	1,198	19	12	30	9
Nangade	1,198	19	12	30	9
Nampula	309	-	-	-	-
Cidade De Nampula	309	-	-	-	-
Grand Total	8,166	32	62	175	12

*1,112 IDPs to arrive in Pemba port, but has yet to disembark due to government administrative procedure.

DISPLACEMENT FLOWS BY DISTRICTS (ARRIVALS)

