



Affected Population:  
44 Individuals



Damaged Shelters:  
4



Casualties:  
None

Movement Trigger:  
Armed attacks/Fire outbreak

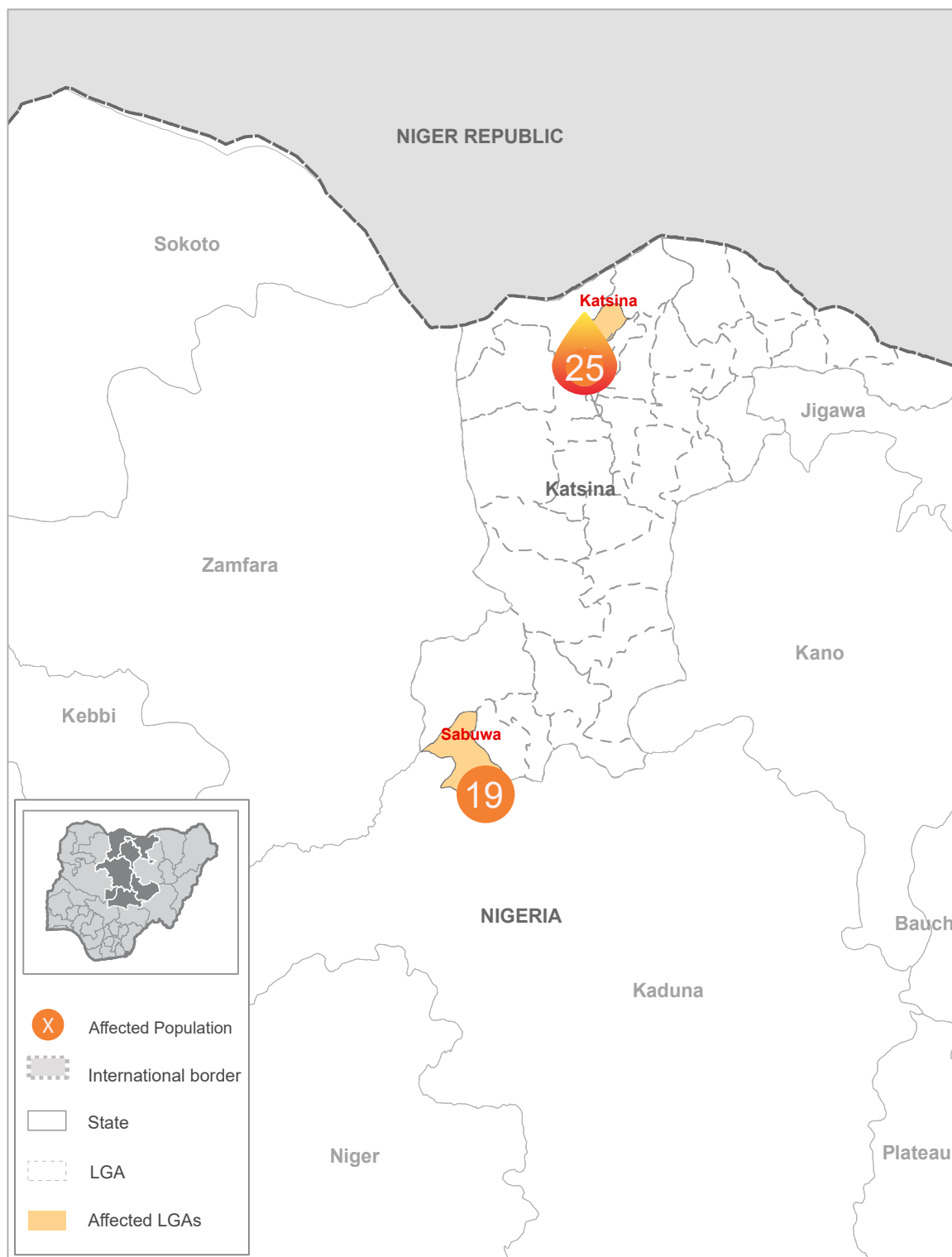
### OVERVIEW

Nigeria's North Central and North West Zones are afflicted with a multidimensional crisis that is rooted in long-standing tensions between ethnic and religious groups and involves attacks by criminal groups and banditry/hirabah (such as kidnapping and grand larceny along major highways). The crisis has accelerated during the past years because of the intensification of attacks and has resulted in widespread displacement across the region.

Between 05 and 11 April, armed clashes between herdsman and farmers, bandits and local communities have led to a new wave of population displacement. Following these events, a rapid assessment was conducted by DTM (Displacement Tracking Matrix) field staff with the purpose of informing the humanitarian community and government partners, and enable targeted response. Flash reports utilise direct observation and a broad network of key informants to gather representative data and collect information on the number, profile and immediate needs of affected populations. Latest attacks affected 19 individuals in Sabuwa LGA of Katsina State. The attack caused people to flee to neighbouring localities.

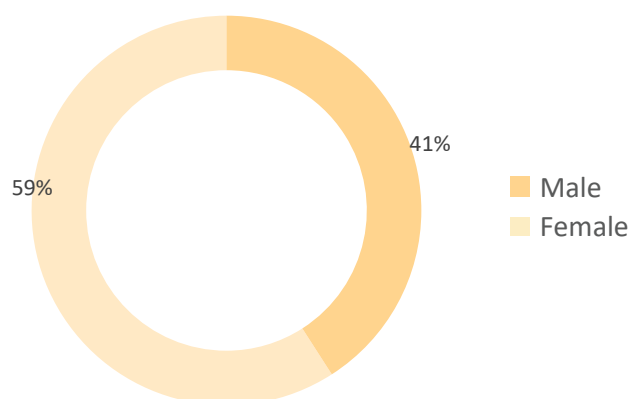
Also on 05 April 2021, there was a fire outbreak in Katsina LGA of Katsina State destroying shelters and belongings of 25 individuals in 4 households. Of the 25 individuals affected 13 are children and 12 adults.

### AFFECTED LOCATIONS

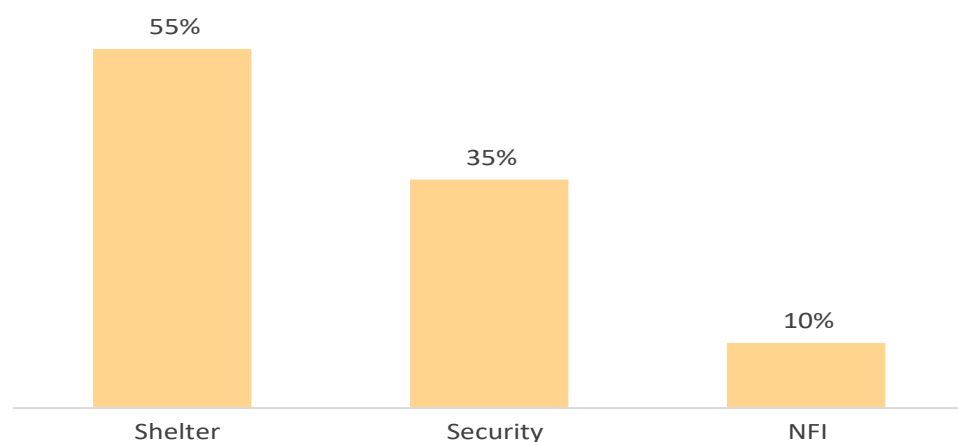


The map is for illustration purposes only. The depiction and use of boundaries, geographic names and related data shown are not warranted to be error free nor do they imply judgment on the legal status of any territory, or any endorsement or acceptance of such boundaries by IOM.

### GENDER (FIG. 1)



### MOST NEEDED ASSISTANCE (FIG. 2)



### AFFECTED POPULATION (TABLE 1)

State	LGA	Cause of Incident	Number of Affected Household	Number of Affected Individuals	Casualties	Male	Female	Children	Number of Affected Shelters
Katsina	Katsina	Fire Outbreak	4	25	0	11	14	13	4
Katsina	Sabuwa	Attacks	2	19	0	7	12	12	0
Grand Total			6	44	0	18	26	25	4

"When quoting, paraphrasing, or in any other way using the information mentioned in this report, the source needs to be stated appropriately as follows: "Source: Displacement Tracking Matrix (DTM) of the International Organization for Migration (IOM), April 2021.""