

275

Households (HH)

1512

Individuals

Round 8

29 February 2016

Site ID	AD_S001
Site Type	Camp
Site Classification	Spontaneous
Site Open Date	24-Aug-14
Admin 1	ADAMAWA
Admin 2	GIREI
Admin 3	DAMARE
Latitude	9.190900
Longitude	12.268520

DEMOGRAPHICS

Age/Sex	<1 year	1-5 years	6-17 years	18-59 years	>60 years	Total
Male	45	231	131	311	7	725
Female	37	315	89	338	8	787
Total	82	546	220	649	15	1,512

VULNERABLE GROUPS

Pregnant Women	25	1.7%
Breastfeeding Mothers	96	6.3%
Persons with Physical Disabilities	5	0.3%
Persons with Mental Disabilities	1	0.1%
Single Female Headed Households	27	1.8%
Single Male Headed Households	43	2.8%
Older Persons	15	1.0%
Total	212	14.0%

MOBILITY

Place of Origin of Largest IDP Group	BORNO	GWOZA	NGOSHE
Place of Origin of 2nd Largest IDP Group	ADAMAWA	MADAGALI	GULAK
Area of intended return for Largest IDP Group	Place of origin		
Barriers to return home for Largest IDP Group	Lack of safety		

SITE MANAGEMENT AGENCY (SMA)

Type of SMA	Government	Agency Name	NEMA
SMA Contact Name	NEMA	Phone Number	8036040674

SERVICES

SHELTER

% families living outside (no shelter)	None	Most needed NFIs	Blankets/Mats
% families living in tents	<50%	% HHs with mosquito nets	<75%
% families living in makeshift shelter	None	% HHs with access to safe cooking facilities	<25%
% families living indoors (solid walls)	<75%	% HHs with access to electricity	None

HEALTH

Location of health facilities/services	On-site (<3 km)	Access to health facility/services	Yes
Health facilities/services provider	Government	Most prevalent health problems	Malaria

WASH

Location of site's main water source	On-site (<10 mn)	Total number functioning toilets	125
Liters of water per person per day	>15 ltr	Separate male/female toilets	Yes
Main problems with drinking water	None	Separate male/female bathing areas	Yes

FOOD

Access to food	Yes, on site	Frequency of food distribution	Everyday
Access to market	Yes	Supplementary feeding for pregnant/lactant mothers?	Yes
Most common source for obtaining food	Distribution	Supplementary feeding for children?	Yes

PROTECTION

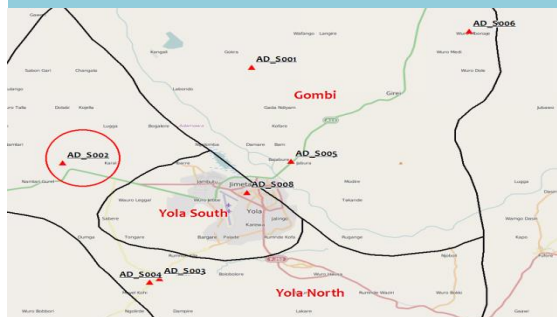
Security provided on-site	Yes	GBV referral mechanism in place	No
Main security provider	Military	Number of women friendly spaces	2
Most common type of security incident	Friction among site residents	Number of child friendly spaces	2
Most common type of GBV incident	None	Most reported problem in receiving support	None

EDUCATION

Location of nearest education facility	Off-site	Number of families with source of income	25
% children going to school	>75%	Access to income generating activities	Yes

COMMUNICATION

Main source for obtaining information	Mobile phone	Main topic of information requested	Situation in areas of origin
---------------------------------------	--------------	-------------------------------------	------------------------------



26

Households (HH)

175

Individuals

Round 8

29 February 2016

DEMOGRAPHICS

Age/Sex	<1 year	1-5 years	6-17 years	18-59 years	>60 years	Total
Male	2	25	20	38	2	87
Female	3	30	40	11	4	88
Total	5	55	60	49	6	175

VULNERABLE GROUPS

Pregnant Women	3	1.7%
Breastfeeding Mothers	11	6.3%
Persons with Physical Disabilities	1	0.6%
Persons with Mental Disabilities	1	0.6%
Single Female Headed Households	7	4.0%
Single Male Headed Households	21	12.0%
Older Persons	6	3.4%
Total	50	28.6%

Site ID	AD_S002
Site Type	Camp
Site Classification	Spontaneous
Site Open Date	17-Sep-14
Admin 1	ADAMAWA
Admin 2	YOLA SOUTH
Admin 3	NAMTARI
Latitude	9.300640
Longitude	12.315930

MOBILITY

Place of Origin of Largest IDP Group	ADAMAWA	MADAGALI	NULL
Place of Origin of 2nd Largest IDP Group	BORNO	GWOZA	NULL
Area of intended return for Largest IDP Group	Place of origin		
Barriers to return home for Largest IDP Group	Lack of safety		

SITE MANAGEMENT AGENCY (SMA)

Type of SMA	Religious entity	Agency Name	CHURCH
SMA Contact Name	CHURCH	Phone Number	NULL

SERVICES

SHELTER

% families living outside (no shelter)	None	Most needed NFIs	Soap
% families living in tents	None	% HHs with mosquito nets	<75%
% families living in makeshift shelter	None	% HHs with access to safe cooking facilities	>75%
% families living indoors (solid walls)	>75%	% HHs with access to electricity	>75%

HEALTH

Location of health facilities/services	Off-site (>3 km)	Access to health facility/services	No
Health facilities/services provider	INGO	Most prevalent health problems	Fever

WASH

Location of site's main water source	On-site (<10 mn)	Total number functioning toilets	32
Liters of water per person per day	>15 ltr	Separate male/female toilets	Yes
Main problems with drinking water	None	Separate male/female bathing areas	Yes

FOOD

Access to food	Yes, off site	Frequency of food distribution	Irregular
Access to market	Yes	Supplementary feeding for pregnant/lactant mothers?	No
Most common source for obtaining food	Distribution	Supplementary feeding for children?	No

PROTECTION

Security provided on-site	Yes	GBV referral mechanism in place	No
Main security provider	Self organized	Number of women friendly spaces	0
Most common type of security incident	None	Number of child friendly spaces	3
Most common type of GBV incident	None	Most reported problem in receiving support	Not enough assistance for all entitled

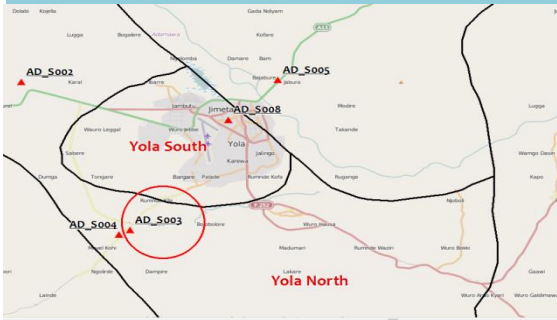
EDUCATION

Location of nearest education facility	Off-site	Number of families with source of income	0
% children going to school	<50%	Access to income generating activities	No

LIVELIHOOD

COMMUNICATION

Main source for obtaining information	Mobile phone	Main topic of information requested	Situation in areas of origin
---------------------------------------	--------------	-------------------------------------	------------------------------



271
Households (HH)

1273
Individuals

Round 8
29 February 2016

Site ID	AD_S003
Site Type	Camp
Site Classification	Spontaneous
Site Open Date	11-Jan-14
Admin 1	ADAMAWA
Admin 2	YOLA SOUTH
Admin 3	NAMTARI
Latitude	9.196530
Longitude	12.386890

DEMOGRAPHICS

Age/Sex	<1 year	1-5 years	6-17 years	18-59 years	>60 years	Total
Male	72	89	224	203	14	602
Female	46	104	196	317	8	671
Total	118	193	420	520	22	1,273

VULNERABLE GROUPS

Pregnant Women	41	3.2%
Breastfeeding Mothers	120	9.4%
Persons with Physical Disabilities	0	0.0%
Persons with Mental Disabilities	0	0.0%
Single Female Headed Households	13	1.0%
Single Male Headed Households	253	19.9%
Older Persons	22	1.7%
Total	449	35.3%

MOBILITY

Place of Origin of Largest IDP Group	BORNO	GWOZA	NULL
Place of Origin of 2nd Largest IDP Group	BORNO	BAMA	NULL
Area of intended return for Largest IDP Group	Place of origin		
Barriers to return home for Largest IDP Group	House damaged/destroyed		

SITE MANAGEMENT AGENCY (SMA)

Type of SMA	Government	Agency Name	NEMA/SEMA
SMA Contact Name	NEMA/SEMA	Phone Number	8051020018

SERVICES

SHELTER

% families living outside (no shelter)	None	Most needed NFIs	Blankets/Mats
% families living in tents	<25%	% HHs with mosquito nets	>75%
% families living in makeshift shelter	<25%	% HHs with access to safe cooking facilities	None
% families living indoors (solid walls)	>75%	% HHs with access to electricity	>75%

HEALTH

Location of health facilities/services	Mobile clinic	Access to health facility/services	Yes
Health facilities/services provider	Government	Most prevalent health problems	Malaria

WASH

Location of site's main water source	On-site (<10 mn)	Total number functioning toilets	36
Liters of water per person per day	10 - 15 ltr	Separate male/female toilets	Yes
Main problems with drinking water	None	Separate male/female bathing areas	Yes

FOOD

Access to food	Yes, on site	Frequency of food distribution	Everyday
Access to market	No	Supplementary feeding for pregnant/lactant mothers?	Yes
Most common source for obtaining food	Distribution	Supplementary feeding for children?	Yes

PROTECTION

Security provided on-site	Yes	GBV referral mechanism in place	Yes
Main security provider	Military	Number of women friendly spaces	0
Most common type of security incident	Theft	Number of child friendly spaces	6
Most common type of GBV incident	None	Most reported problem in receiving support	None

EDUCATION

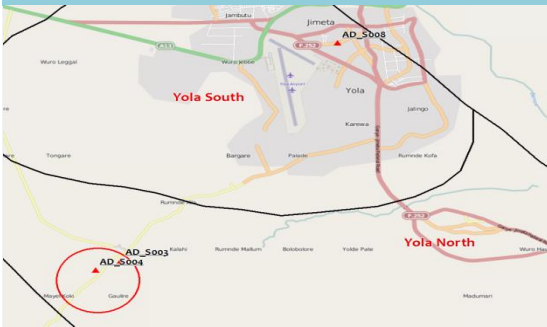
Location of nearest education facility	Off-site
% children going to school	None

LIVELIHOOD

Number of families with source of income	0
Access to income generating activities	Yes

COMMUNICATION

Main source for obtaining information	Mobile phone	Main topic of information requested	Situation in areas of origin
---------------------------------------	--------------	-------------------------------------	------------------------------


174

Households (HH)

1005

Individuals

Round 8

29 February 2016

DEMOGRAPHICS

Age/Sex	<1 year	1-5 years	6-17 years	18-59 years	>60 years	Total
Male	27	37	180	213	0	457
Female	36	48	253	211	0	548
Total	63	85	433	424	0	1,005

VULNERABLE GROUPS

Pregnant Women	39	3.9%
Breastfeeding Mothers	63	6.3%
Persons with Physical Disabilities	9	0.9%
Persons with Mental Disabilities	0	0.0%
Single Female Headed Households	6	0.6%
Single Male Headed Households	168	16.7%
Older Persons	0	0.0%
Total	285	28.4%

Site ID	AD_S004
Site Type	Camp
Site Classification	Spontaneous
Site Open Date	20-Sep-14
Admin 1	ADAMAWA
Admin 2	YOLA SOUTH
Admin 3	NAMTARI
Latitude	9.192880
Longitude	12.376030

MOBILITY

Place of Origin of Largest IDP Group	BORNO	GWOZA	NULL
Place of Origin of 2nd Largest IDP Group	BORNO	BAMA	NULL
Area of intended return for Largest IDP Group	Place of origin		
Barriers to return home for Largest IDP Group	No livelihood		

SITE MANAGEMENT AGENCY (SMA)

Type of SMA	NULL	Agency Name	NULL
SMA Contact Name	NULL	Phone Number	8020890303

SERVICES
SHELTER

% families living outside (no shelter)	None	Most needed NFIs	Blankets/Mats
% families living in tents	<75%	% HHs with mosquito nets	>75%
% families living in makeshift shelter	>75%	% HHs with access to safe cooking facilities	<75%
% families living indoors (solid walls)	None	% HHs with access to electricity	None

HEALTH

Location of health facilities/services	On-site (<3 km)	Access to health facility/services	Yes
Health facilities/services provider	INGO	Most prevalent health problems	Malaria

WASH

Location of site's main water source	On-site (<10 mn)	Total number functioning toilets	16
Liters of water per person per day	10 - 15 ltr	Separate male/female toilets	Yes
Main problems with drinking water	Odor/smell	Separate male/female bathing areas	Yes

FOOD

Access to food	Yes, on site	Frequency of food distribution	Once a week
Access to market	Yes	Supplementary feeding for pregnant/lactant mothers?	No
Most common source for obtaining food	Distribution	Supplementary feeding for children?	No

PROTECTION

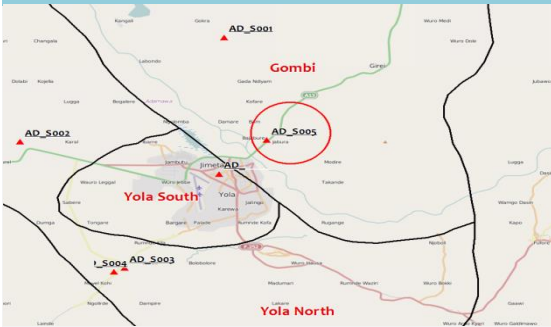
Security provided on-site	Yes	GBV referral mechanism in place	No
Main security provider	Military	Number of women friendly spaces	0
Most common type of security incident	None	Number of child friendly spaces	7
Most common type of GBV incident	None	Most reported problem in receiving support	None

EDUCATION

Location of nearest education facility	On-site	Number of families with source of income	1
% children going to school	<50%	Access to income generating activities	No

LIVELIHOOD
COMMUNICATION

Main source for obtaining information	Mobile phone	Main topic of information requested	Situation in areas of origin
---------------------------------------	--------------	-------------------------------------	------------------------------



14
Households (HH)

51
Individuals

Round 8
29 February 2016

Site ID	AD_S005
Site Type	Collective Settlement/Centre
Site Classification	Spontaneous
Site Open Date	27-Apr-15
Admin 1	ADAMAWA
Admin 2	GIREI
Admin 3	MODIRE/ VINIKILANG
Latitude	9.181830
Longitude	12.284320

DEMOGRAPHICS

Age/Sex	<1 year	1-5 years	6-17 years	18-59 years	>60 years	Total
Male	0	7	13	6	1	27
Female	4	2	6	11	1	24
Total	4	9	19	17	2	51

VULNERABLE GROUPS

Pregnant Women	1	2.0%
Breastfeeding Mothers	4	7.8%
Persons with Physical Disabilities	0	0.0%
Persons with Mental Disabilities	0	0.0%
Single Female Headed Households	11	21.6%
Single Male Headed Households	3	5.9%
Older Persons	2	3.9%
Total	21	41.2%

MOBILITY

Place of Origin of Largest IDP Group	BORNO	GWOZA	GAVVA / AGAPALWA
Place of Origin of 2nd Largest IDP Group	ADAMAWA	MICHIKA	MICHIKA II
Area of intended return for Largest IDP Group	Place of origin		
Barriers to return home for Largest IDP Group	Lack of safety		

SITE MANAGEMENT AGENCY (SMA)

Type of SMA	INGO	Agency Name	IRC
SMA Contact Name	IRC	Phone Number	7067766294

SERVICES

SHELTER

% families living outside (no shelter)	None	Most needed NFIs	Blankets/Mats
% families living in tents	>75%	% HHs with mosquito nets	<75%
% families living in makeshift shelter	None	% HHs with access to safe cooking facilities	>75%
% families living indoors (solid walls)	None	% HHs with access to electricity	None

HEALTH

Location of health facilities/services	None	Access to health facility/services	No
Health facilities/services provider	None	Most prevalent health problems	Malaria

WASH

Location of site's main water source	Off-site (<10 mn)	Total number functioning toilets	0
Liters of water per person per day	>15 ltr	Separate male/female toilets	No
Main problems with drinking water	None	Separate male/female bathing areas	No

FOOD

Access to food	Yes, off site	Frequency of food distribution	Irregular
Access to market	Yes	Supplementary feeding for pregnant/lactant mothers?	No
Most common source for obtaining food	Cash	Supplementary feeding for children?	No

PROTECTION

Security provided on-site	No	GBV referral mechanism in place	No
Main security provider	None	Number of women friendly spaces	0
Most common type of security incident	None	Number of child friendly spaces	0
Most common type of GBV incident	None	Most reported problem in receiving support	None

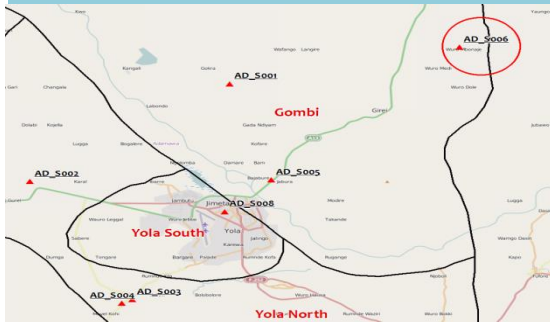
EDUCATION

Location of nearest education facility	None	Number of families with source of income	0
% children going to school	None	Access to income generating activities	No

LIVELIHOOD

COMMUNICATION

Main source for obtaining information	Mobile phone	Main topic of information requested	Situation in areas of origin
---------------------------------------	--------------	-------------------------------------	------------------------------



231
Households (HH)

1845
Individuals

Round 8
29 February 2016

Site ID	AD_S006
Site Type	Camp
Site Classification	Spontaneous
Site Open Date	2-Nov-14
Admin 1	ADAMAWA
Admin 2	FUFURE
Admin 3	PARIYA
Latitude	9.256770
Longitude	12.355030

DEMOGRAPHICS						
Age/Sex	<1 year	1-5 years	6-17 years	18-59 years	>60 years	Total
Male	37	71	329	400	9	846
Female	29	87	411	464	8	999
Total	66	158	740	864	17	1,845

VULNERABLE GROUPS		
Pregnant Women	37	2.0%
Breastfeeding Mothers	70	3.8%
Persons with Physical Disabilities	2	0.1%
Persons with Mental Disabilities	0	0.0%
Single Female Headed Households	17	0.9%
Single Male Headed Households	31	1.7%
Older Persons	17	0.9%
Total	174	9.4%

MOBILITY

Place of Origin of Largest IDP Group	BORNO	GWOZA	GWOZA TOWN GADAMAYO
Place of Origin of 2nd Largest IDP Group	BORNO	GWOZA	NULL
Area of intended return for Largest IDP Group	Place of origin		
Barriers to return home for Largest IDP Group	House damaged/destroyed		

SITE MANAGEMENT AGENCY (SMA)

Type of SMA	NULL	Agency Name	NULL
SMA Contact Name	NULL	Phone Number	8089209135

SERVICES

SHELTER

% families living outside (no shelter)	None	Most needed NFIs	Plastic sheeting
% families living in tents	<25%	% HHs with mosquito nets	>75%
% families living in makeshift shelter	>75%	% HHs with access to safe cooking facilities	<75%
% families living indoors (solid walls)	>75%	% HHs with access to electricity	<25%

HEALTH

Location of health facilities/services	Off-site (>3 km)	Access to health facility/services	Yes
Health facilities/services provider	Government	Most prevalent health problems	Malaria

WASH

Location of site's main water source	On-site (<10 mn)	Total number functioning toilets	4
Liters of water per person per day	10 - 15 ltr	Separate male/female toilets	Yes
Main problems with drinking water	None	Separate male/female bathing areas	Yes

FOOD

Access to food	Yes, on site	Frequency of food distribution	Irregular
Access to market	Yes	Supplementary feeding for pregnant/lactant mothers?	No
Most common source for obtaining food	Distribution	Supplementary feeding for children?	Yes

PROTECTION

Security provided on-site	Yes	GBV referral mechanism in place	Yes
Main security provider	Community Leaders	Number of women friendly spaces	1
Most common type of security incident	Theft	Number of child friendly spaces	2
Most common type of GBV incident	None	Most reported problem in receiving support	Not enough assistance for all entitled

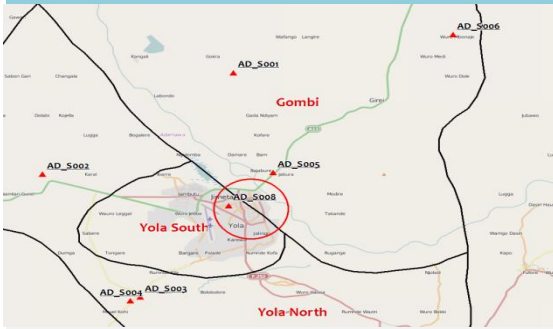
EDUCATION

Location of nearest education facility	On-site	Number of families with source of income	37
% children going to school	<75%	Access to income generating activities	Yes

LIVELIHOOD

COMMUNICATION

Main source for obtaining information	Mobile phone	Main topic of information requested	Situation in areas of origin
---------------------------------------	--------------	-------------------------------------	------------------------------


376

Households (HH)

896

Individuals

Round 8

29 February 2016

DEMOGRAPHICS

Age/Sex	<1 year	1-5 years	6-17 years	18-59 years	>60 years	Total
Male	6	24	82	205	20	337
Female	14	35	94	389	27	559
Total	20	59	176	594	47	896

VULNERABLE GROUPS

Pregnant Women	3	0.3%
Breastfeeding Mothers	27	3.0%
Persons with Physical Disabilities	0	0.0%
Persons with Mental Disabilities	0	0.0%
Single Female Headed Households	19	2.1%
Single Male Headed Households	23	2.6%
Older Persons	47	5.2%
Total	119	13.3%

Site ID	AD_S008
Site Type	Collective Settlement/Centre
Site Classification	Spontaneous
Site Open Date	NULL
Admin 1	ADAMAWA
Admin 2	YOLA NORTH
Admin 3	LUGGERE
Latitude	9.273400
Longitude	12.444670

MOBILITY

Place of Origin of Largest IDP Group	ADAMAWA	MADAGALI	GULAK
Place of Origin of 2nd Largest IDP Group	ADAMAWA	GIREI	GIREI I
Area of intended return for Largest IDP Group	Place of origin		
Barriers to return home for Largest IDP Group	Lack of safety		

SITE MANAGEMENT AGENCY (SMA)

Type of SMA	Religious entity	Agency Name	NA
SMA Contact Name	NA	Phone Number	NULL

SERVICES
SHELTER

% families living outside (no shelter)	None	Most needed NFIs	Blankets/Mats
% families living in tents	<25%	% HHs with mosquito nets	<50%
% families living in makeshift shelter	<25%	% HHs with access to safe cooking facilities	<75%
% families living indoors (solid walls)	<75%	% HHs with access to electricity	<50%

HEALTH

Location of health facilities/services	Off-site (>3 km)	Access to health facility/services	No
Health facilities/services provider	NGO	Most prevalent health problems	Malaria

WASH

Location of site's main water source	On-site (<10 mn)	Total number functioning toilets	0
Liters of water per person per day	>15 ltr	Separate male/female toilets	No
Main problems with drinking water	Taste	Separate male/female bathing areas	Unknown

FOOD

Access to food	Yes, on site	Frequency of food distribution	Irregular
Access to market	Yes	Supplementary feeding for pregnant/lactant mothers?	No
Most common source for obtaining food	Distribution	Supplementary feeding for children?	No

PROTECTION

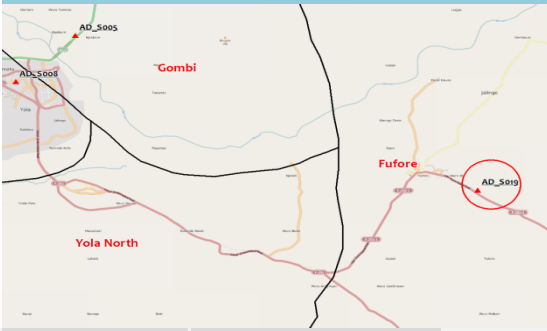
Security provided on-site	Yes	GBV referral mechanism in place	No
Main security provider	Self organized	Number of women friendly spaces	0
Most common type of security incident	None	Number of child friendly spaces	0
Most common type of GBV incident	None	Most reported problem in receiving support	None

EDUCATION

Location of nearest education facility	On-site	Number of families with source of income	48
% children going to school	<50%	Access to income generating activities	No

LIVELIHOOD
COMMUNICATION

Main source for obtaining information	Site Management	Main topic of information requested	Distribution
---------------------------------------	-----------------	-------------------------------------	--------------



374

Households (HH)

2967

Individuals

Round 8

29 February 2016

Site ID	AD_S019
Site Type	Camp
Site Classification	Spontaneous
Site Open Date	5-Aug-15
Admin 1	ADAMAWA
Admin 2	FUFORE
Admin 3	FUFORE
Latitude	9.124860
Longitude	12.406500

DEMOGRAPHICS						
Age/Sex	<1 year	1-5 years	6-17 years	18-59 years	>60 years	Total
Male	56	379	401	417	99	1,352
Female	69	396	420	605	125	1,615
Total	125	775	821	1,022	224	2,967

VULNERABLE GROUPS		
Pregnant Women	98	3.3%
Breastfeeding Mothers	347	11.7%
Persons with Physical Disabilities	6	0.2%
Persons with Mental Disabilities	0	0.0%
Single Female Headed Households	207	7.0%
Single Male Headed Households	341	11.5%
Older Persons	224	7.5%
Total	1223	41.2%

MOBILITY			
Place of Origin of Largest IDP Group	BORNO	BAMA	BUDUWA / BULA CHIRABE
Place of Origin of 2nd Largest IDP Group	BORNO	NGALA	OLD GAMBORU 'A'
Area of intended return for Largest IDP Group	Place of origin		
Barriers to return home for Largest IDP Group	House damaged/destroyed		

SITE MANAGEMENT AGENCY (SMA)			
Type of SMA	Government	Agency Name	NEMA,SEMA,NRC
SMA Contact Name	NEMA,SEMA,NRC	Phone Number	8136309620

SERVICES			
SHELTER			
% families living outside (no shelter)	None	Most needed NFIs	Kitchen sets
% families living in tents	>75%	% HHs with mosquito nets	>75%
% families living in makeshift shelter	>75%	% HHs with access to safe cooking facilities	<25%
% families living indoors (solid walls)	<25%	% HHs with access to electricity	<25%

HEALTH			
Location of health facilities/services	On-site (<3 km)	Access to health facility/services	Yes
Health facilities/services provider	Government	Most prevalent health problems	Malaria

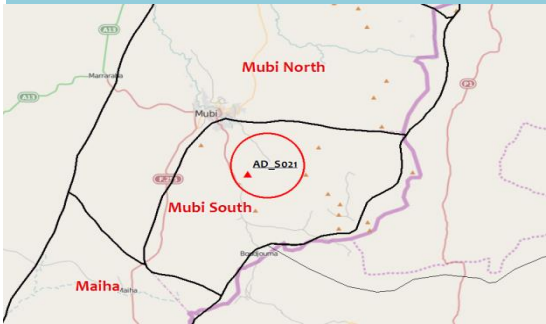
WASH			
Location of site's main water source	On-site (<10 mn)	Total number functioning toilets	36
Liters of water per person per day	10 - 15 ltr	Separate male/female toilets	Yes
Main problems with drinking water	None	Separate male/female bathing areas	Yes

FOOD			
Access to food	Yes, on site	Frequency of food distribution	Everyday
Access to market	No	Supplementary feeding for pregnant/lactant mothers?	Yes
Most common source for obtaining food	Distribution	Supplementary feeding for children?	Yes

PROTECTION			
Security provided on-site	Yes	GBV referral mechanism in place	Yes
Main security provider	Military	Number of women friendly spaces	1
Most common type of security incident	Friction among site residents	Number of child friendly spaces	1
Most common type of GBV incident	Unknown	Most reported problem in receiving support	Not enough assistance for all entitled

EDUCATION		LIVELIHOOD	
Location of nearest education facility	On-site	Number of families with source of income	53
% children going to school	<75%	Access to income generating activities	Yes

COMMUNICATION			
Main source for obtaining information	Authorities	Main topic of information requested	Safety and Security



134

Households (HH)

475

Individuals

Round 8

29 February 2016

DEMOGRAPHICS						
Age/Sex	<1 year	1-5 years	6-17 years	18-59 years	>60 years	Total
Male	7	21	33	27	59	147
Female	13	38	36	164	77	328
Total	20	59	69	191	136	475

Site ID	AD_S021
Site Type	Transitional Centre
Site Classification	Spontaneous
Site Open Date	5-Jun-15
Admin 1	ADAMAWA
Admin 2	MUBI SOUTH
Admin 3	GUDE
Latitude	10.197026
Longitude	13.307469

VULNERABLE GROUPS			
Pregnant Women	15	3.2%	
Breastfeeding Mothers	39	8.2%	
Persons with Physical Disabilities	2	0.4%	
Persons with Mental Disabilities	0	0.0%	
Single Female Headed Households	6	1.3%	
Single Male Headed Households	3	0.6%	
Older Persons	136	28.6%	
Total	201	42.3%	

MOBILITY				
Place of Origin of Largest IDP Group	BORNO	MAIDUGURI M. C.	GAMBORU LIBERTY	
Place of Origin of 2nd Largest IDP Group	BORNO	KALA BALGE	RANN "A"	
Area of intended return for Largest IDP Group	Place of origin			
Barriers to return home for Largest IDP Group	Lack of safety			

SITE MANAGEMENT AGENCY (SMA)			
Type of SMA	Local NGO	Agency Name	AMOS A MUSA
SMA Contact Name	AMOS A MUSA	Phone Number	9054862594

SERVICES			
SHELTER			
% families living outside (no shelter)	None	Most needed NFIs	Kitchen sets
% families living in tents	>75%	% HHs with mosquito nets	>75%
% families living in makeshift shelter	<25%	% HHs with access to safe cooking facilities	None
% families living indoors (solid walls)	None	% HHs with access to electricity	None

HEALTH			
Location of health facilities/services	On-site (<3 km)	Access to health facility/services	Yes
Health facilities/services provider	INGO	Most prevalent health problems	Skin disease

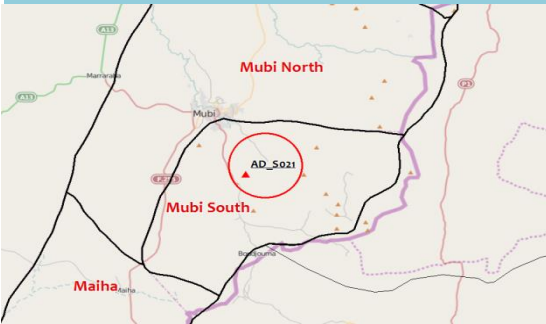
WASH			
Location of site's main water source	On-site (<10 mn)	Total number functioning toilets	12
Liters of water per person per day	>15 ltr	Separate male/female toilets	Yes
Main problems with drinking water	None	Separate male/female bathing areas	Yes

FOOD			
Access to food	Yes, on site	Frequency of food distribution	Everyday
Access to market	Yes	Supplementary feeding for pregnant/lactant mothers?	No
Most common source for obtaining food	Distribution	Supplementary feeding for children?	No

PROTECTION			
Security provided on-site	Yes	GBV referral mechanism in place	No
Main security provider	Military	Number of women friendly spaces	0
Most common type of security incident	None	Number of child friendly spaces	0
Most common type of GBV incident	None	Most reported problem in receiving support	Not enough assistance for all entitled

EDUCATION		LIVELIHOOD	
Location of nearest education facility	None	Number of families with source of income	0
% children going to school	None	Access to income generating activities	No

COMMUNICATION			
Main source for obtaining information	Mobile phone	Main topic of information requested	Safety and Security



26
Households (HH)

117
Individuals

Round 8
29 February 2016

DEMOGRAPHICS

Age/Sex	<1 year	1-5 years	6-17 years	18-59 years	>60 years	Total
Male	2	4	6	34	2	48
Female	4	5	11	47	2	69
Total	6	9	17	81	4	117

VULNERABLE GROUPS

Pregnant Women	3	2.6%
Breastfeeding Mothers	7	6.0%
Persons with Physical Disabilities	0	0.0%
Persons with Mental Disabilities	0	0.0%
Single Female Headed Households	0	0.0%
Single Male Headed Households	0	0.0%
Older Persons	4	3.4%
Total	14	12.0%

Site ID	AD_S022
Site Type	Collective Settlement/Centre
Site Classification	Spontaneous
Site Open Date	17-Sep-14
Admin 1	ADAMAWA
Admin 2	YOLA NORTH
Admin 3	GWADABAWA
Latitude	9.158100
Longitude	12.280640

MOBILITY

Place of Origin of Largest IDP Group	ADAMAWA	MADAGALI	GULAK
Place of Origin of 2nd Largest IDP Group	ADAMAWA	MICHIKA	MICHIKA II
Area of intended return for Largest IDP Group	Place of origin		
Barriers to return home for Largest IDP Group	Lack of safety		

SITE MANAGEMENT AGENCY (SMA)

Type of SMA	Local NGO	Agency Name	NA
SMA Contact Name	NA	Phone Number	8083486928

SERVICES

SHELTER

% families living outside (no shelter)	None	Most needed NFIs	Blankets/Mats
% families living in tents	<25%	% HHs with mosquito nets	<50%
% families living in makeshift shelter	<25%	% HHs with access to safe cooking facilities	>75%
% families living indoors (solid walls)	<75%	% HHs with access to electricity	<50%

HEALTH

Location of health facilities/services	Off-site (>3 km)	Access to health facility/services	No
Health facilities/services provider	NGO	Most prevalent health problems	Malaria

WASH

Location of site's main water source	On-site (<10 mn)	Total number functioning toilets	1
Liters of water per person per day	>15 ltr	Separate male/female toilets	No
Main problems with drinking water	Taste	Separate male/female bathing areas	No

FOOD

Access to food	Yes, off site	Frequency of food distribution	Irregular
Access to market	Yes	Supplementary feeding for pregnant/lactant mothers?	No
Most common source for obtaining food	Cash	Supplementary feeding for children?	No

PROTECTION

Security provided on-site	Yes	GBV referral mechanism in place	No
Main security provider	Self organized	Number of women friendly spaces	0
Most common type of security incident	None	Number of child friendly spaces	0
Most common type of GBV incident	None	Most reported problem in receiving support	None

EDUCATION

Location of nearest education facility	On-site
% children going to school	<50%

LIVELIHOOD

Number of families with source of income	6
Access to income generating activities	No

COMMUNICATION

Main source for obtaining information	Site Management	Main topic of information requested	Distribution
---------------------------------------	-----------------	-------------------------------------	--------------