



Affected Population:
1,507 Individuals



Damaged Shelters:
35



Casualties:
22

Movement Trigger:
Armed attacks

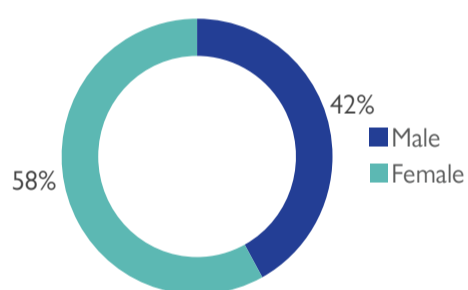
OVERVIEW

Nigeria's north-central and north-west zones are afflicted with a multidimensional crisis rooted in long-standing tensions between ethnic and religious groups and involves attacks by criminal groups and banditry/hirabah (such as kidnapping and grand larceny along major highways). During the past years, the crisis has accelerated because of the intensification of attacks and has resulted in widespread displacement across the region.

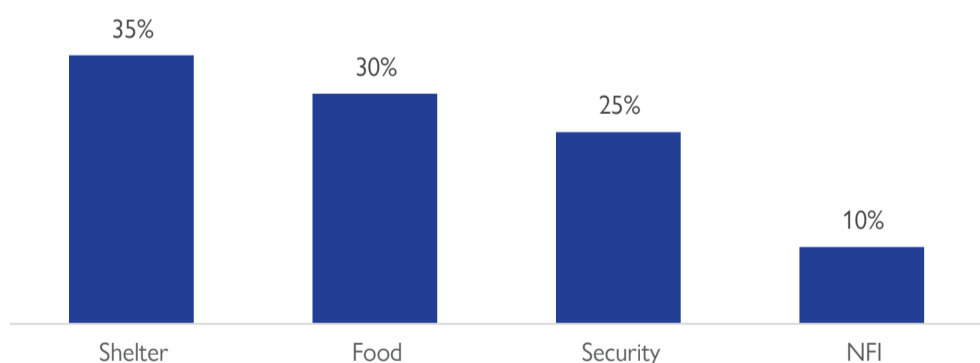
Between the 04th and 10th of April 2022, armed clashes and banditry have led to new waves of population displacement. Following these events, rapid assessments were conducted by DTM (Displacement Tracking Matrix) field staff to inform the humanitarian community and government partners, and enable targeted response. Flash reports utilise direct observation and a broad network of key informants to gather representative data and collect information on the number, profile and immediate needs of affected populations.

During the assessment period, the DTM identified an estimated 1,507 individuals who were affected by the attacks. A total of 1,478 individuals were displaced to neighbouring wards in the LGAs Wurno in Sokoto State and Kajuru in Kaduna State, while 20 individuals affected in Rafin Iwa ward in LGA Sabuwa in Katsina State are still within the attacked ward. A total of 22 casualties were reported, including 13 injuries and 9 fatalities.

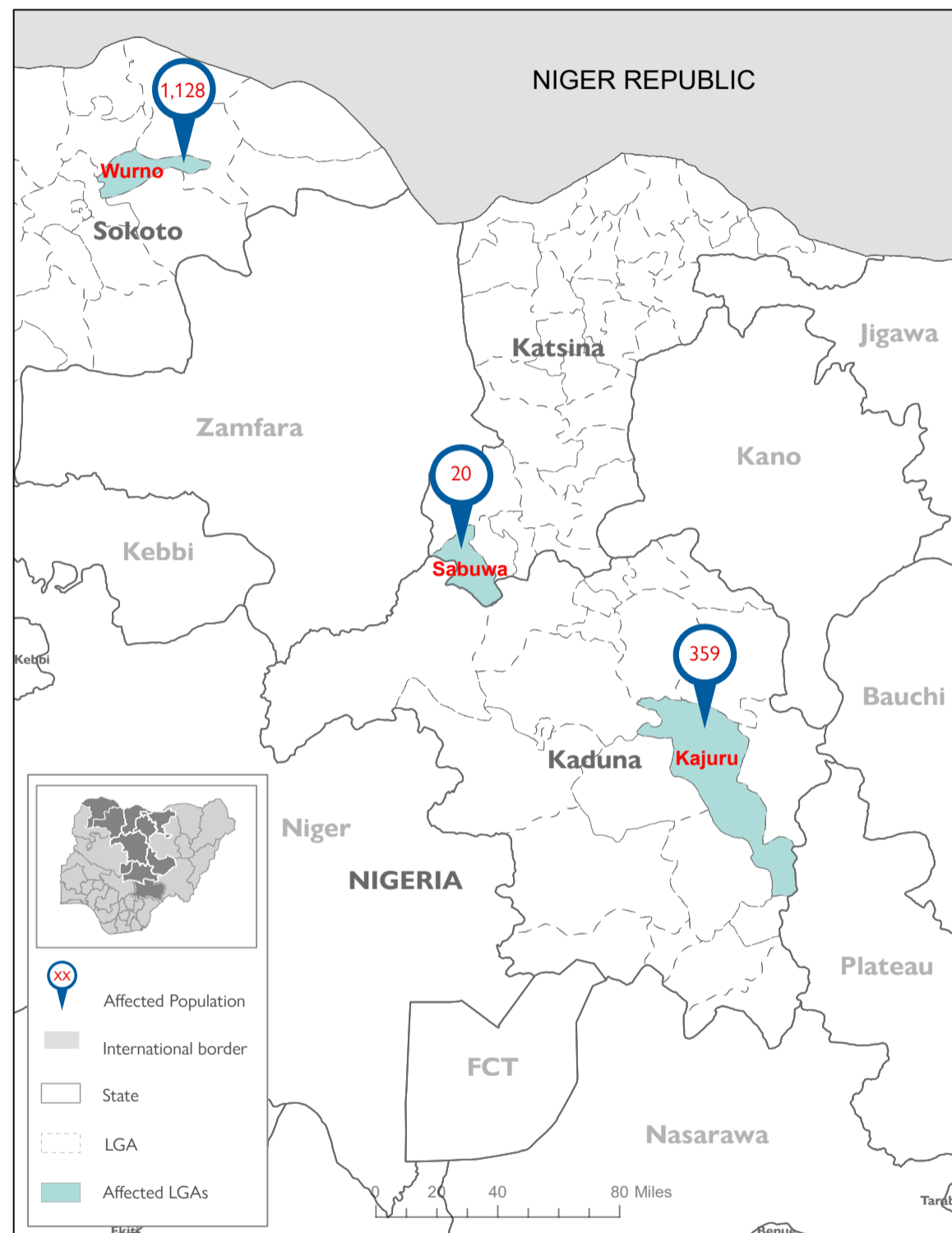
GENDER (FIG. 1)



MOST NEEDED ASSISTANCE (FIG. 2)



AFFECTED LOCATIONS



The above map is for illustration purposes only. The depiction and use of boundaries, geographic names and related data shown are not warranted to be error-free nor do imply a judgment on the legal status of any territory, or any endorsement or acceptance of such boundaries by IOM.

State	LGA	Cause of Incident	Number of Affected Households	Number of Affected Individuals	Casualties	Male	Female	Children	Number of Damaged Shelter
Kaduna	Kajuru	Attacks	76	359	14	166	193	148	35
Sokoto	Wurno	Attacks	283	1,128	5	456	672	545	0
Katsina	Sabuwa	Attacks	3	20	3	8	12	11	0
Grand Total			362	1,507	22	630	877	704	35

"When quoting, paraphrasing, or in any other way using the information mentioned in this report, the source needs to be stated appropriately as follows: "Source: Displacement Tracking Matrix (DTM) of the International Organization for Migration (IOM), Nigeria Mission, APRIL 2022.""