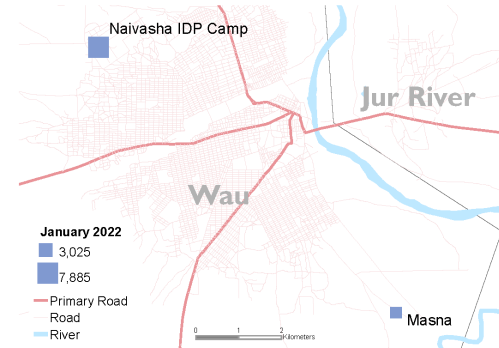


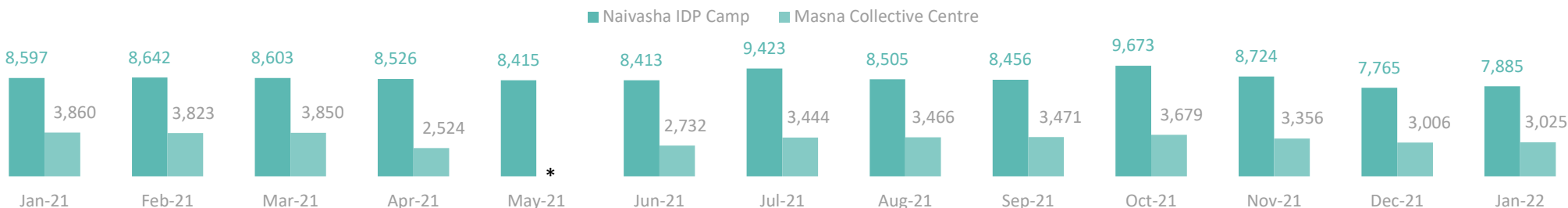
POPULATION COUNT: Naivasha IDP Camp & Masna Collective Centre

Data collection: January 2022



In January 2022, the monthly population count was conducted at **Masna Collective Centre** where **3,025 individuals / 696 households** were identified and **Naivasha IDP Camp** where **7,885 individuals / 2,146 households** were counted. The population of Naivasha IDP Camp increased by 120 compared to December 2021.

Monthly population trends at Naivasha IDP Camp and Masna Collective Centre, January 2021 – January 2022



* DTM was unable to publish May 2021 population count figures for Masna Collective Centre due to operational constraints.

Population by zone and block, Naivasha IDP Camp (January 2022)

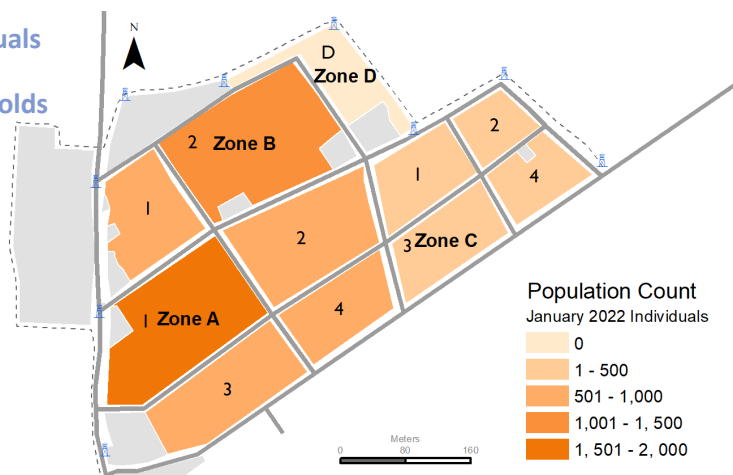
7,885 individuals

2,146 households

52% Zone A

28% Zone B

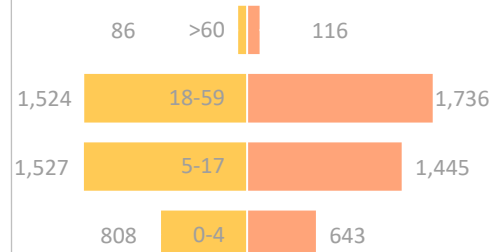
20% Zone C



Naivasha IDP Camp & Masna Collective Centre by age and sex (January 2022)

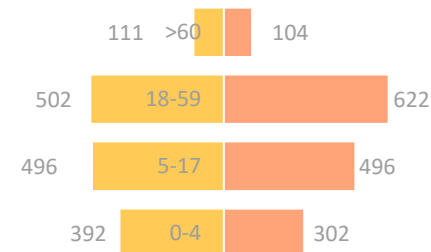
Naivasha IDP Camp : 7,885 individuals

50% Male **50%** Female



Masna Collective Centre: 3,025 individuals

50% Male **50%** Female



Methodology

Since biometric registrations or verifications are not feasible on a monthly basis, population counts remain the best possible tool to estimate the sites' populations. Population counts consist of DTM teams visiting each shelter of the site asking how many persons have slept there the previous night (sex and age disaggregated). This provides a snapshot of the population at the time of the count.