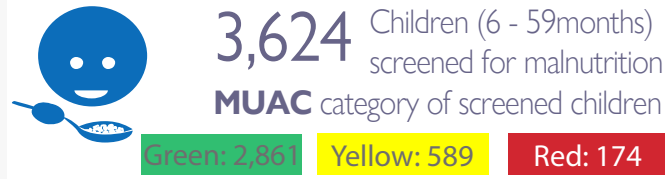


ETT Quarterly Report | October - December 2021

MOVEMENT



NEW ARRIVALS SCREENING BY NUTRITION PARTNERS



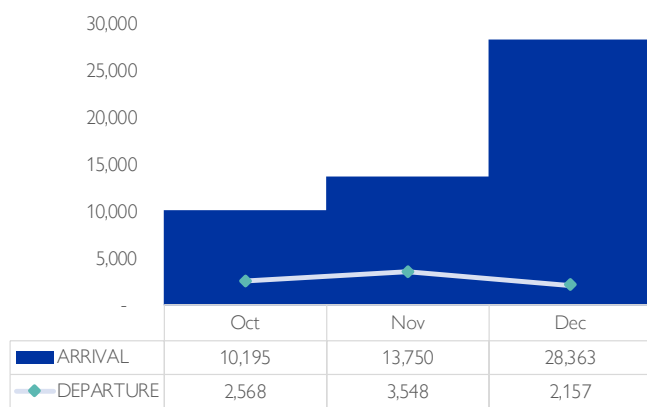
Between October and December 2021, a total of 60,581 movements were recorded, composed of 52,308 arrivals and 8,273 departures. Arrivals were recorded at locations in Askira/Uba, Bama, Biu, Damboa, Gwoza, Hawul, Kala/Balge, Konduga, Monguno and Ngala Local Government Areas (LGAs) of the most conflict-affected Borno State, and in Demsa, Fufore, Girei, Gombi, Hong, Lamurde, Madagali, Maiha, Michika, Mubi North, Mubi South, Numan, Song, Yola North and Yola South LGAs of Adamawa State.

Departures were recorded in Askira/Uba, Bama, Gwoza, Kala/Balge and Konduga LGAs of Borno, and Demsa, Fufore, Girei, Gombi, Hong, Lamurde, Madagali, Maiha, Michika, Mubi North, Mubi South, Numan, Song, Yola North and Yola South LGAs of Adamawa State.

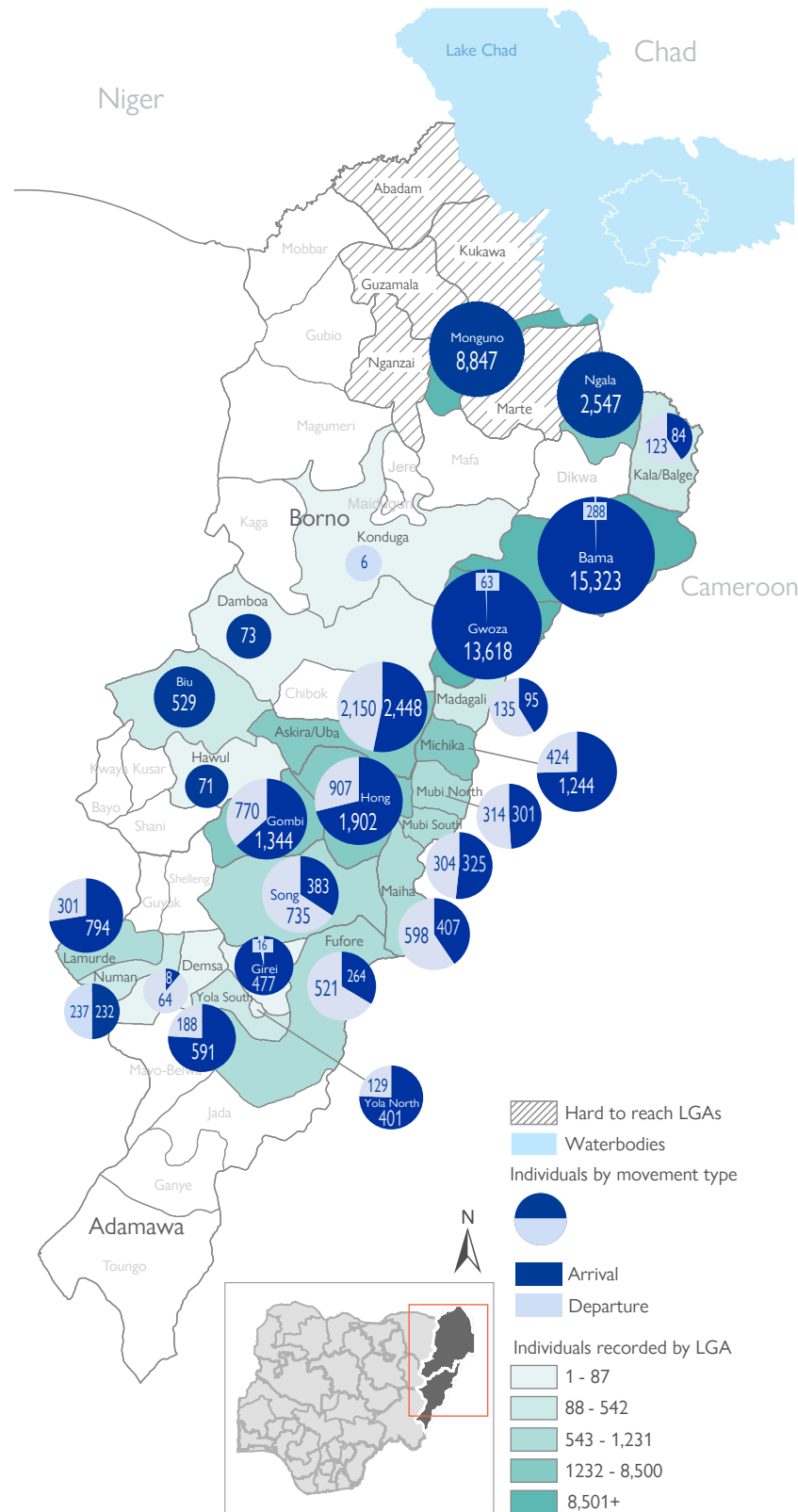
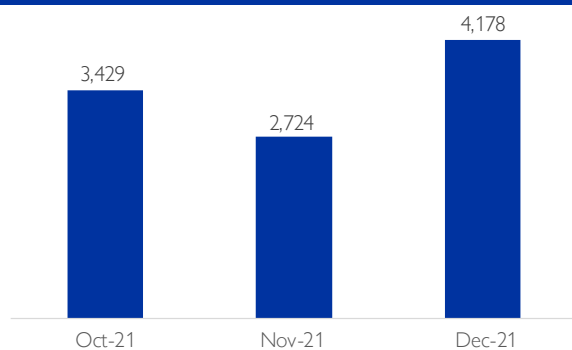
Out of the 60,581 movements recorded, 4,854 were recorded from neighbouring countries which composed of 2,579 IDPs and 2,275 Returnees. Of these arrivals, 4,743 individuals were from Cameroon and 111 individuals from the Republic of Niger. Seventy-two per cent (72%) of the new arrivals reported to have relocated voluntarily, 15 per cent relocated due to poor living conditions, 12 per cent relocated due to conflicts/attacks, and the remaining 1 per cent relocated due to improved security.

ETT assessments identified the following movement triggers: Voluntary relocation (35%), poor living conditions (19%), camp closure/government-assisted relocation (18%), improved security (16%), conflicts/attacks (7%), fear of attack (2%), involuntary relocation (2%), seasonal farming (less than 2 per cent) and military operations (less than 1 per cent).

NUMBER OF ARRIVALS AND DEPARTURES BY MONTH

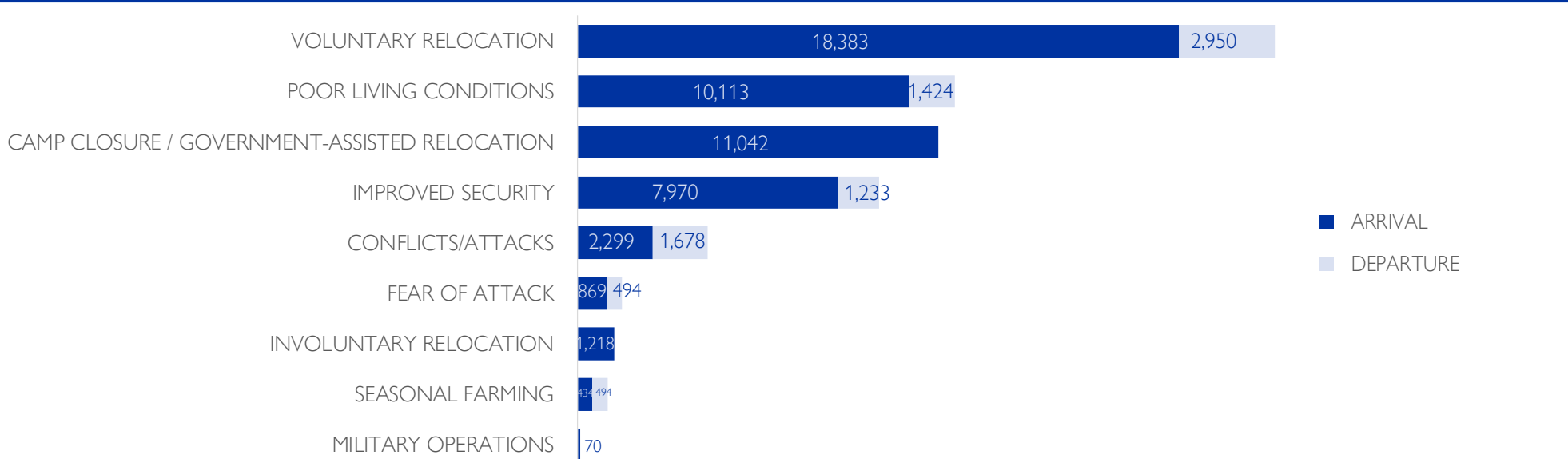


NUMBER OF ARRIVALS FROM HARD TO REACH AREAS

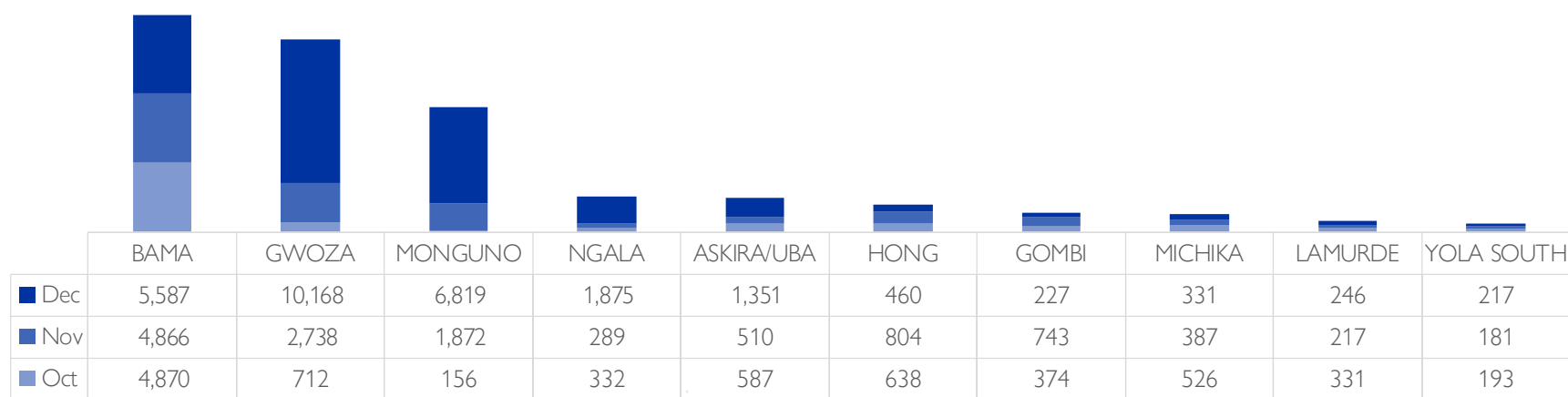


* Movements in Kala/Balge were captured by ETT outreach staff in the LGA

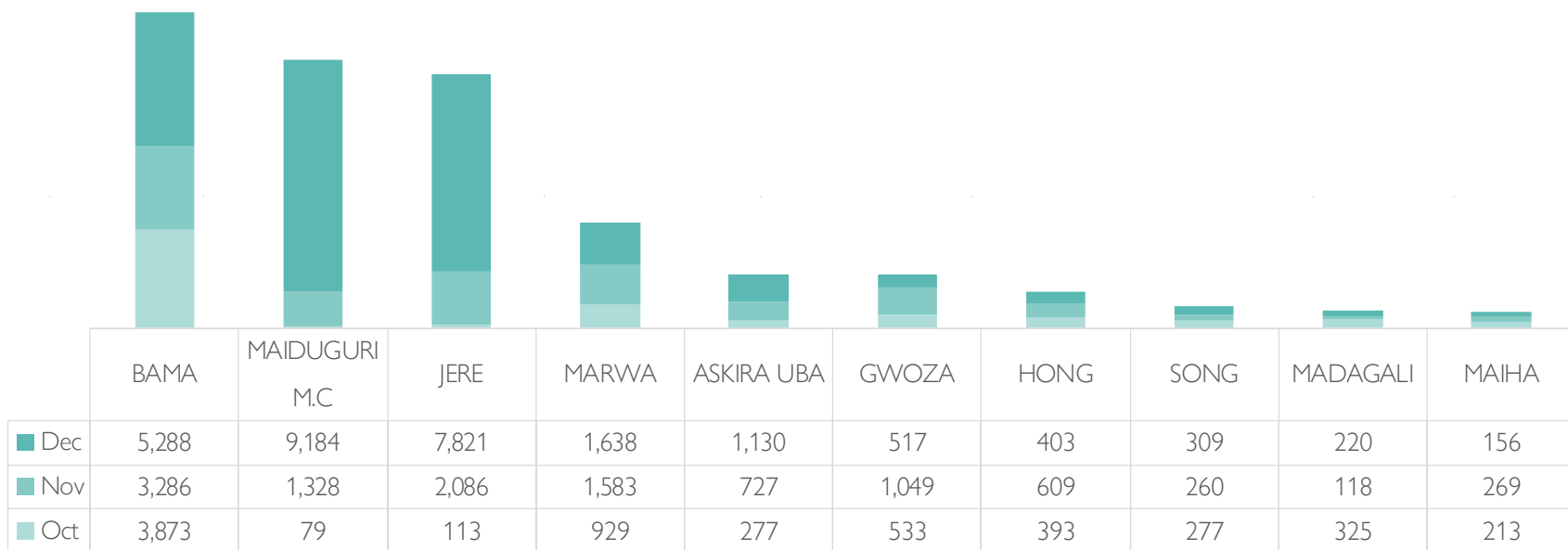
NUMBER OF INDIVIDUALS BY MOVEMENT TRIGGER



Top 10 LGAs of Arrival

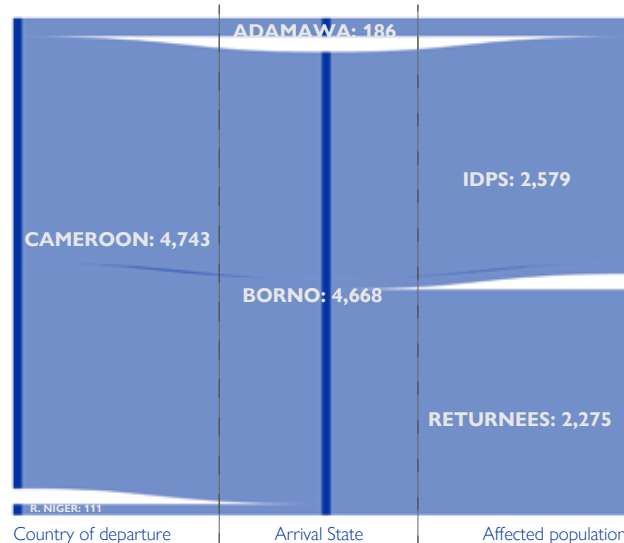


Top 10 LGAs of Departure



Cross-border Movements

- 4,854 cross-border movements were recorded
- 98% arrived from Cameroon
- 2% arrived from Niger



2,573
53% returned as IDPs

2,281
47% returned to their original abodes

Emergency Tracking Tool Reports Released on Movements Tracked between October to December 2021

Report 243 (27 September - 03 October 2021)	Report 248 (01 - 07 November 2021)	Report 253 (06 - 12 December 2021)
Report 244 (04 - 10 October 2021)	Report 249 (08 - 14 November 2021)	Report 254 (13 - 19 December 2021)
Report 245 (11 - 17 October 2021)	Report 250 (15 - 21 November 2021)	Report 255 (20 - 26 December 2021)
Report 246 (18 - 24 October 2021)	Report 251 (22 - 28 November 2021)	Report 256 (27 December 2021 - 02 January 2022)
Report 247 (25 - 31 October 2021)	Report 252 (29 November - 05 December 2021)	

The depiction and use of boundaries, geographic names, and related data shown on maps and included in this report are not warranted to be error-free, nor do they imply a judgment on the legal status of any territory or any endorsement or acceptance of such boundaries by IOM.

When quoting, paraphrasing or in anyway using the information mentioned in this report, the source needs to be stated appropriately as follows: "Source: Displacement Tracking Matrix (DTM) International Organization for Migration, Nigeria Mission [January, 2022]."

For more information or to report an alert, please contact: DTM Nigeria: iomnigeriadtm@iom.int

<https://displacement.iom.int/nigeria> ; <https://dtm.iom.int/nigeria>

