



Affected Population:
2,866 Individuals



Damaged Shelters:
59



Casualties:
95

Movement Trigger:
Armed attacks

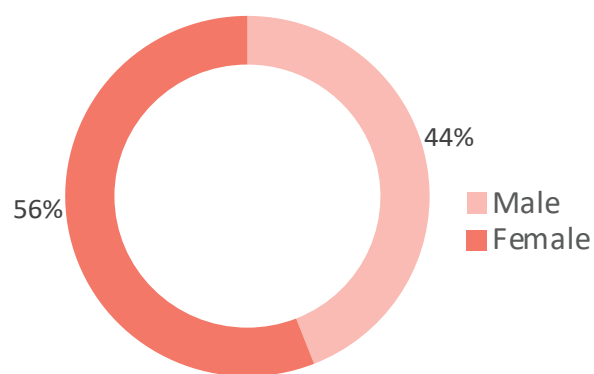
OVERVIEW

Nigeria's North Central and North West Zones are afflicted with a multidimensional crisis that is rooted in long-standing tensions between ethnic and religious groups and involves attacks by criminal groups and banditry/hirabah (such as kidnapping and grand larceny along major highways). The crisis has accelerated during the past years because of the intensification of attacks and has resulted in widespread displacement across the region.

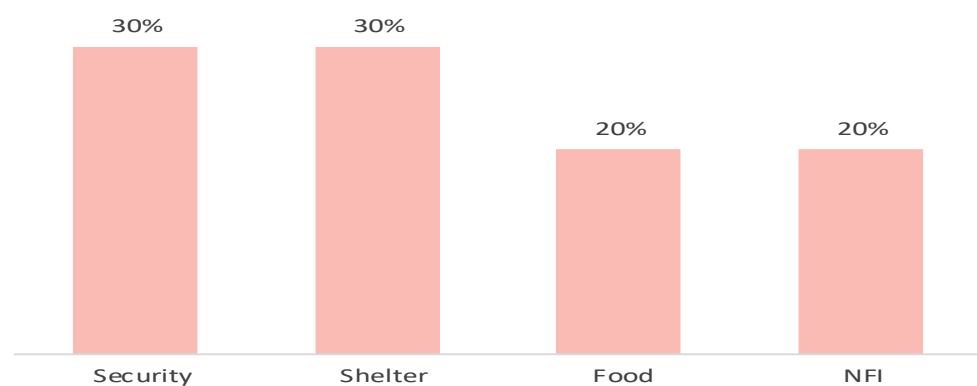
Between 04 and 10 October 2021, armed clashes between herdsmen and farmers; and bandits and local communities have led to new waves of population displacement. Following these events, rapid assessments were conducted by DTM (Displacement Tracking Matrix) field staff with the purpose of informing the humanitarian community and government partners, and enable targeted response. Flash reports utilise direct observation and a broad network of key informants to gather representative data and collect information on the number, profile and immediate needs of affected populations.

During the assessment period, the DTM identified an estimated number of 2,866 individuals who were displaced to neighbouring wards. A total of 55 injuries and 59 casualties were reported in the LGAs Batsari in Katsina State, Isa in Sokoto, Maradun in Zamfara State and Guma in Benue State.

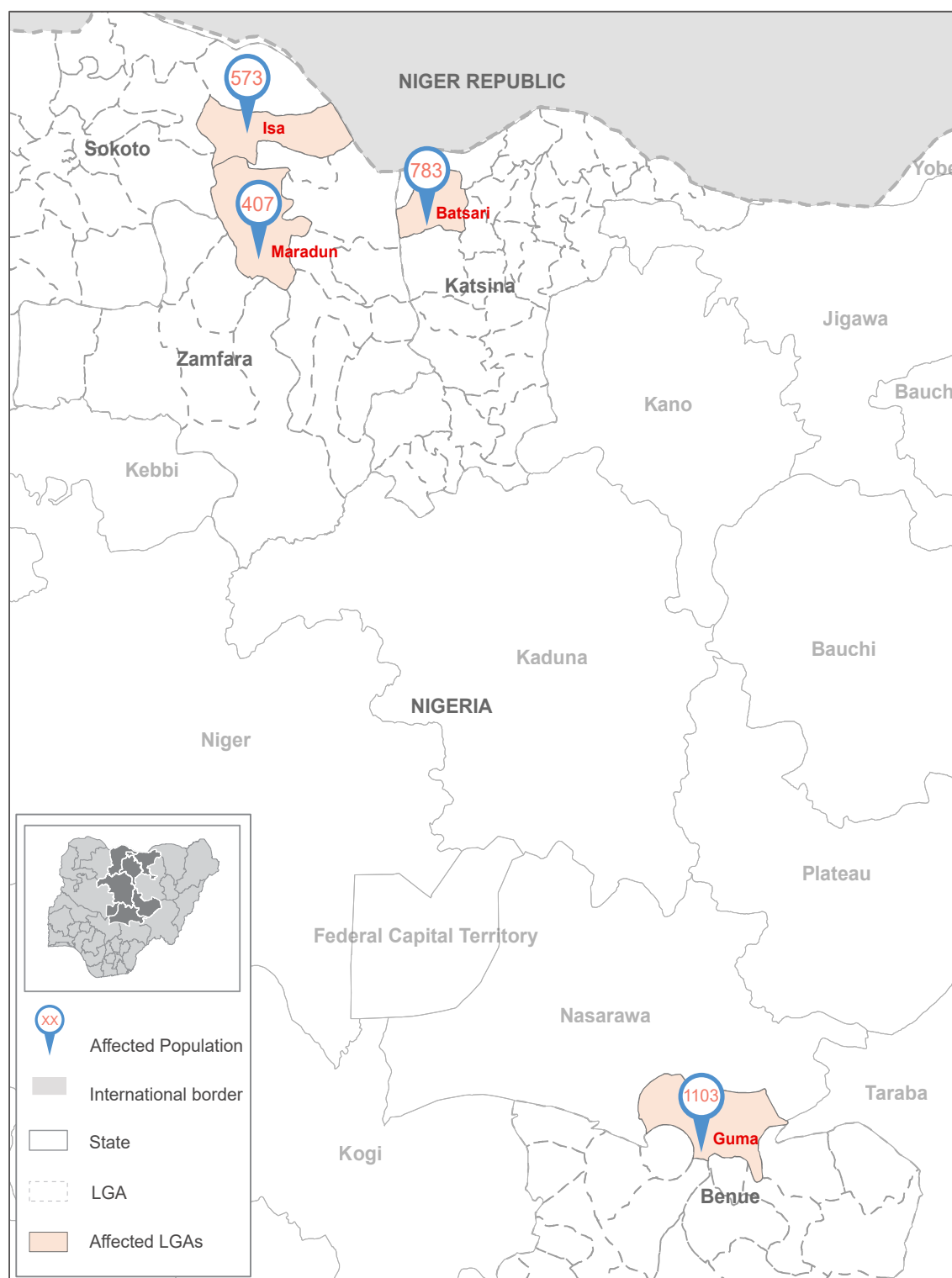
GENDER (FIG. 1)



MOST NEEDED ASSISTANCE (FIG. 2)



AFFECTED LOCATIONS



The map is for illustration purposes only. The depiction and use of boundaries, geographic names and related data shown are not warranted to be error free nor do they imply judgment on the legal status of any territory, or any endorsement or acceptance of such boundaries by IOM.

AFFECTED POPULATION (TABLE 1)

State	LGA	Cause of Incident	Number of Affected Household	Number of Affected Individuals	Casualties	Male	Female	Children	Number of Damaged Shelters
Katsina	Batsari	Attacks	106	783	47	381	402	554	59
Sokoto	Isa	Attacks	158	573	15	264	309	209	0
Zamfara	Maradun	Attacks	58	407	25	176	231	188	0
Benue	Guma	Attacks	276	1103	8	441	662	626	0
Grand Total			598	2866	95	1262	1604	1577	59

"When quoting, paraphrasing, or in any other way using the information mentioned in this report, the source needs to be stated appropriately as follows: "Source: Displacement Tracking Matrix (DTM) of the International Organization for Migration (IOM), OCTOBER 2021.""