

Returnees intended place of return by Department and number of returnees© IOM 2015

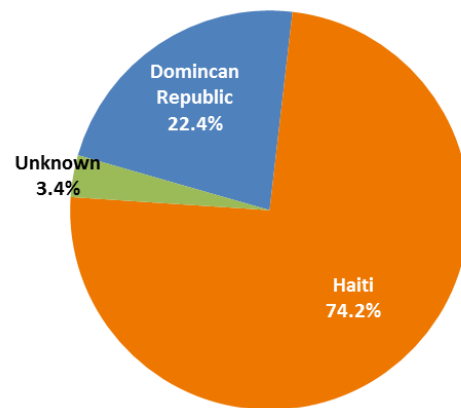
Overview

This document represents a summary snapshot of monitoring activities conducted by IOM and border monitoring partners at the border between Haiti and the Dominican Republic. The monitoring was put in place following the movements observed at the border before and after the 17th June 2015 expiration of the registration component of the National Plan for the Regularization of Foreigners (PNRE¹ in Spanish), established in the Dominican Republic. Monitoring of border movements began as of the first week of June 2015. Up until the 16th of June, figures are based on partial observations of border crossing points. The network's current structure covers 100% of border crossing points as of July 2015.

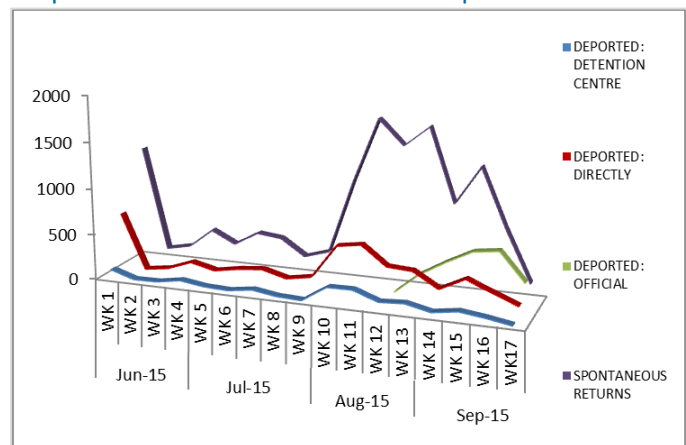
CUMMULATIVE HIGHLIGHTS²

- **9,058 households** representing **20,596 individuals** crossed the border into Haitian territory
- **42.0%** were female while **57.9%** were male and **0.1%** of the records had no data on gender
- **175 presumed unaccompanied minors** were identified
- **1,060 households** declared having been registered in the **PNRE** corresponding to **2,365 individuals**
- **12,939 individuals** declared having returned spontaneously to Haiti
- **5,622 individuals** claim to have been deported
- **2,035 individuals** were **officially deported** at the three official border crossing points of **Ouanaminthe, Malpasse, and Belladères.**

Graph 1: Breakdown by Place of Birth



Graph 2: Movement Trends observed per week



¹ Plan Nacional de Regularización de los Extranjeros

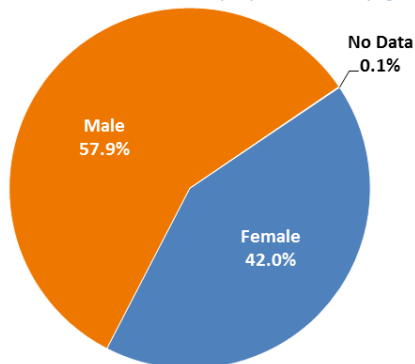
² All figures in this SitRep reflect information gathered by border monitoring network at a majority number of border crossing points – not the totality of returns because the interviews with returnees is a voluntary process and not all returnees are willing to be interviewed by the network.



Gender Breakdown

Of the 20,596 individuals monitored by the border monitoring network, **42.0%** were **female** and **57.9%** were **male**.

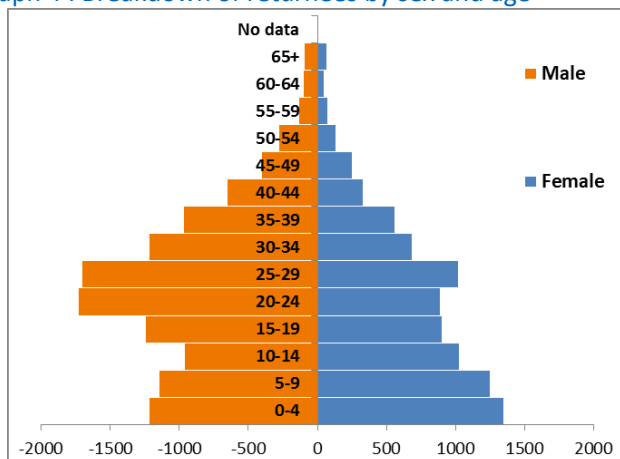
Graph 3: Breakdown of returnee population by gender.



Age Breakdown

The majority of the returnee population has reported being between the ages of **20-59 years old**, with individuals from this age group representing **53.7%** of the overall returning population. A reported **44.2%** are aged **0-19 years old** and **1.5%** falls into the elderly category.

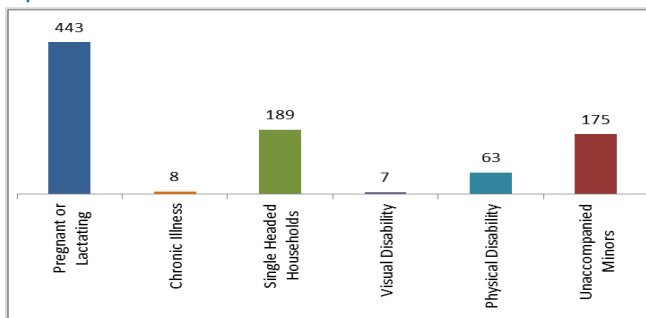
Graph 4 : Breakdown of returnees by sex and age



Types of vulnerabilities.

Among the persons crossing the border, the network encountered **175 cases of presumed unaccompanied minors**. These cases were referred to the relevant government authorities (IBESR) and their partners for appropriate care and status determination.

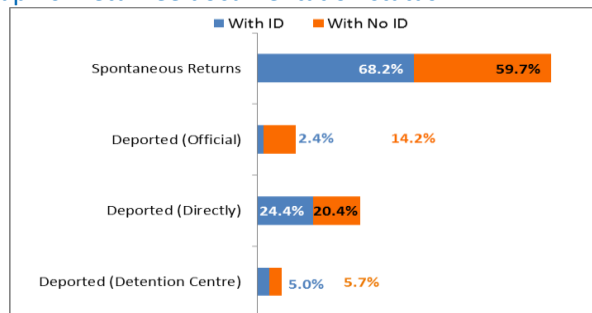
Graph 5: Most common vulnerabilities identified.



Documentation

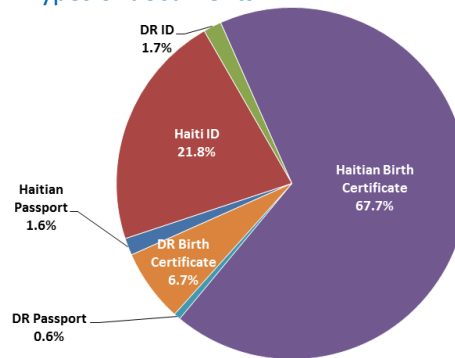
33.4% (6,875 individuals) of the returnees interviewed have reported having Haitian Documentation, while **3.3% (677 individuals)** have reported having Dominican documentation. A reported **63.3% (13,044 individuals)** did not possess any type of documentation.

Graph 6: Returnee documentation status



The most common ID document presented by the returnee continues to be the **Haitian Birth Certificate**, corresponding to **67.7%** of the individuals with documentation. The second most common document is **the Haitian ID (CIN or NIF)** which represents **21.8%**.

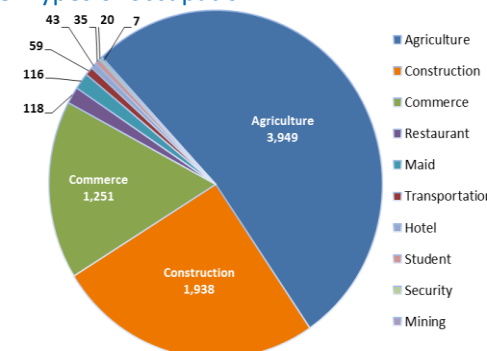
Graph 7: Types of documents



Occupation

The most common occupation within the DR held by returnees is **agriculture (3,949 households)**, followed by **construction (1,938 households)** and commerce (**1,251 households**). Other declared occupations fall within transportation, hotel, maintenance, mining, students, among others.

Graph 8: Types of occupation

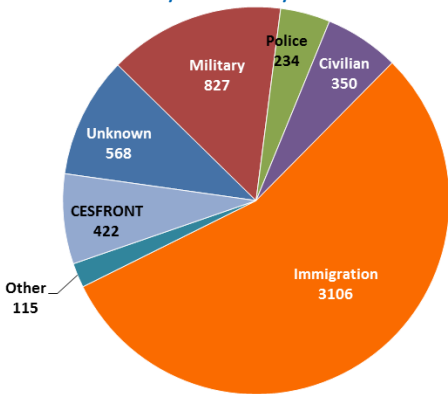




Entry on Haitian Territory

Of all 20,596 individuals interviewed, **12,939 individuals** declared having returned spontaneously to Haiti. While **5,622 individuals claimed** to have been **deported** into Haitian territory by various DR authorities (Immigration, CESFRONT, Military etc.), **2,035 individuals** have been **officially deported** by the DR Immigration (DGM).

Graph 9: Total returns by Authority

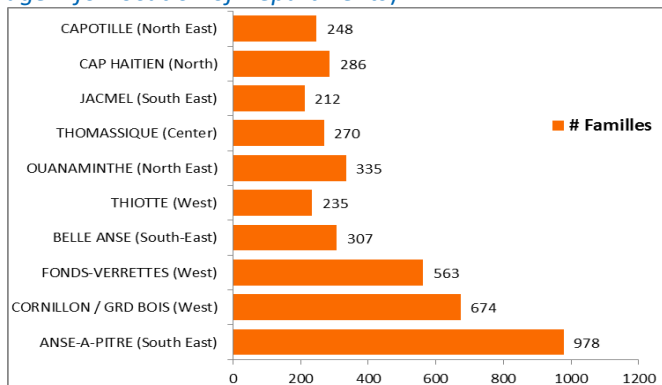


Destination and Intentions

When questioned regarding their intended destination, the following three communes have been most commonly indicated by returnees:

- **Anse-à-Pitres** as indicated by **978 households**
- **Cornillons/Grand Bois** as indicated by **674 households**
- **Fonds-Verettes** as indicated by **563 households**

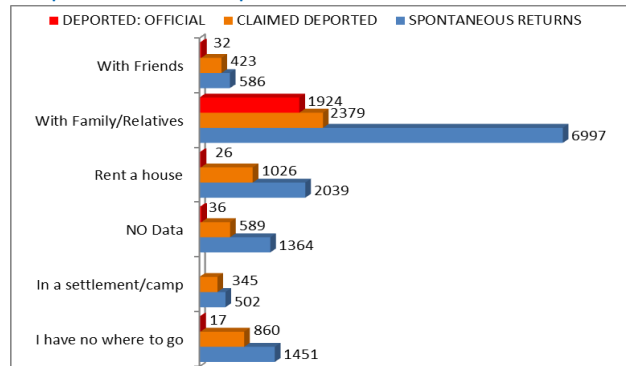
Graph 10: Intended Destination by commune (See map on Page 1 for location of Departments)



When asked to provide additional details on their destination, the majority of returnees have indicated the following intentions:

- **Intention to stay with relatives** as indicated by 6,997 spontaneously returned households, 2,379 individuals who have claimed to have been deported and 1,924 individuals who have been officially deported.
- **Intention to rent a house** as indicated by 2,039 spontaneously returned individuals, 1,026 of claimed deportees and 26 of officially deported individuals
- **Having nowhere to go** as indicated by 1,451 spontaneously returning individuals, 860 claimed deportees and 17 officially deported individuals.

Graph 11: Intended place of residence

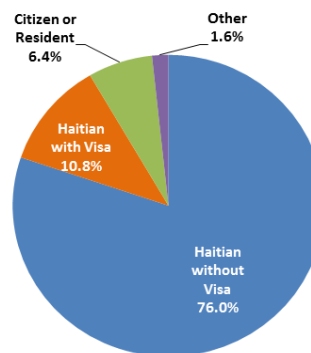


Family remaining in the Dominican Republic

When asked about remaining family members in the DR, **13,058 individuals** (3,831 claimed deportees, 7,855 spontaneous returnees and 1,372 officially deported individuals) have indicated still having family members remaining in the DR.

Further questioning regarding the status of these remaining families has revealed that **76.0%** are **Haitians with no visa**, **10.8%** are **Haitians with visa** and **6.4%** are **Dominican citizens** or have a **Resident status**.

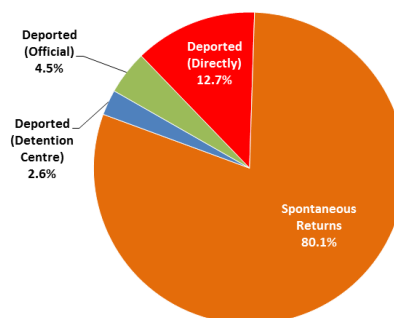
Graph 12: Status of returnee's family members remaining in the DR



Registration in the PNRE

Of the 9,058 households interviewed by the network, **1,060 households** (representing – **11.7%** of the returnee population) declared having been registered in the **Dominican PNRE**. Of these 1,060 households, **80.1%** returned spontaneously to Haiti, **15.4%** claimed to have been **deported** and **4.5%** have been **officially deported** into Haitian territory.

Graph13: Registration in the PNRE by return status





OFFICIAL DEPORTATIONS: PROFILING

A total of **2,035 persons** have been officially deported at the official border crossing points of **Ouanaminthe, Malpasse** and **Belladères**. The majority of these deportations were conducted by **DR immigration authorities**. The majority of returnees are individuals and not households. Indeed, a total of **2,006 households** corresponding to **2,035 individuals** have been officially deported.

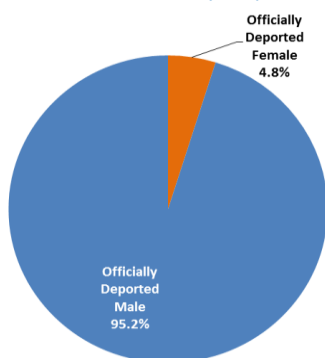
Table 2: Official Deportations per official BCPs

| Official BCPs | Households Deported | Individuals Deported |
|---------------|---------------------|----------------------|
| Belladères | 275 | 276 |
| Malpasse | 872 | 887 |
| Ouanaminthe | 859 | 872 |

Breakdown by gender

Of all the 2,035 individuals officially deported, 95.2% were male and only 4.8% were female.

Graph 14: Breakdown of officially deported by gender

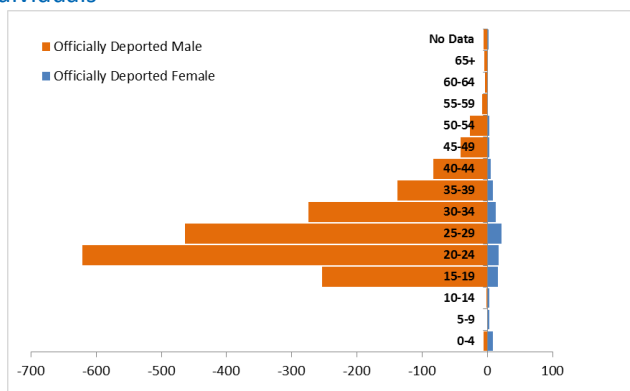


Age Breakdown

The majority of the officially deported individuals have reported being between the ages of 20-59, individuals from this age group representing 84.9% of the deported population. A reported 14.3% are aged between 0-19 years old and a mere 0.4 falls into the elderly category.

The **average age** of officially deported individuals is **27.03 years old**.

Graph: Age breakdown by sex and age of officially deported individuals



WEEKLY REPORT: Border monitoring activities from the 11th to the 18th of September

This section presents an overview of border monitoring activities and movement trends observed during the week of September 11th to 18th 2015.

WEEKLY HIGHLIGHTS

- **1,856³ individuals** were observed crossing the border into Haitian territory this week.
- **56 presumed unaccompanied minors** were identified during this week and referred to the relevant authority for follow up; **3** of these presumed unaccompanied minors were **officially deported** into Haitian territory.
- **902 individuals** declared having returned spontaneously to Haiti
- **387 individuals** claimed to have been deported into Haitian territory
- **Official deportations** continue to be carried out at the official border crossing points of Ouanaminthe, Malpasse and Belladères; a reported **448 individuals** were officially deported into Haitian territory this week.

OBSERVED MOVEMENT TRENDS

- Slight increase of movement during this week compared to the previous week.
- Spontaneous returns (902 individuals) are slightly higher than overall deportations (Claimed Deportations 387; official deportations 448).
- 331 Individuals interviewed at non official border crossing points have claimed being deported directly into Haitian territory, while 56 persons claimed to have spent time in a detention center before being forcefully returned to Haiti.

Table 1: Summary of monitored movements for this week

| Entry Status | Number of Returnees |
|----------------------------|---------------------|
| Deported: Detention Center | 56 |
| Deported: Directly | 331 |
| Deported: Official | 448 |
| Spontaneous Returns | 902 |

Deportation: The act of a State in the exercise of its sovereignty in removing an alien from its territory to a certain place after refusal of admission or termination of permission to remain (*Glossary on Migration*, p 18, IOM)

Spontaneous (migration) return: An individual or group who initiate and proceed with their migration plans without any outside assistance. (*Glossary on Migration*, p 62, IOM)

³ The difference between the previous sitrep and the current one is higher because the data is based on date of entry into Haiti and not date of data entry into the database