



Affected Population:
2,220 Individuals



Damaged Shelters:
None



Casualties:
40

Movement Trigger:
Armed attacks

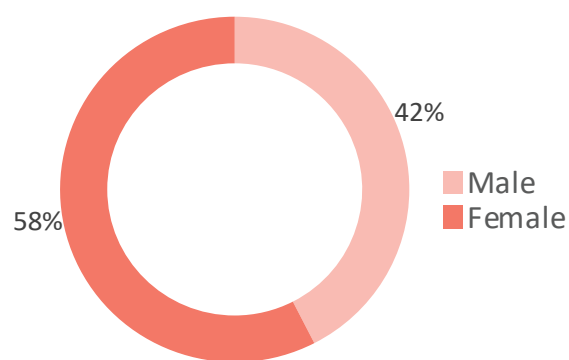
OVERVIEW

Nigeria's North Central and North West Zones are afflicted with a multidimensional crisis that is rooted in long-standing tensions between ethnic and religious groups and involves attacks by criminal groups and banditry/hirabah (such as kidnapping and grand larceny along major highways). The crisis has accelerated during the past years because of the intensification of attacks and has resulted in widespread displacement across the region.

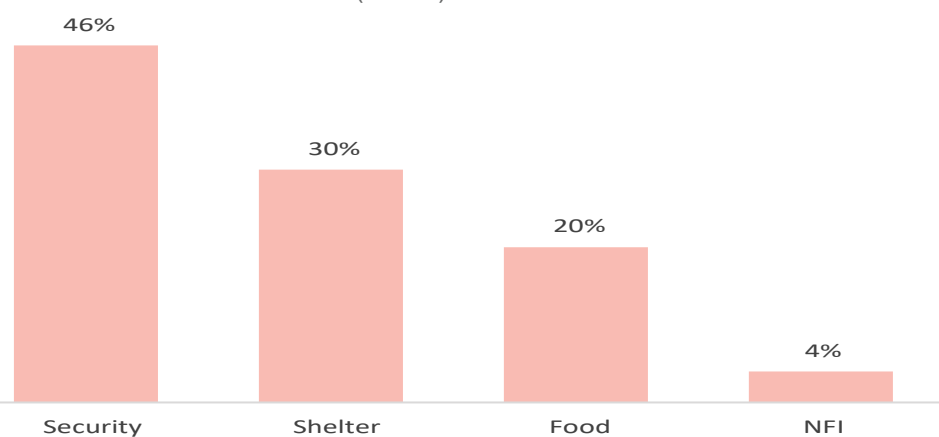
Between 06 and 12 September 2021, armed clashes between herdsmen and farmers; and bandits and local communities have led to new waves of population displacement. Following these events, rapid assessments were conducted by DTM (Displacement Tracking Matrix) field staff with the purpose of informing the humanitarian community and government partners, and enable targeted response. Flash reports utilise direct observation and a broad network of key informants to gather representative data and collect information on the number, profile and immediate needs of affected populations.

During the assessment period, the DTM identified an estimated number of 2,220 individuals who were displaced to neighbouring wards. A total of 18 injuries and 40 casualties were reported in the LGAs Sabuwa in Katsina State, Dange/Shuni and Tureta in Sokoto State and Katsina-Ala in Benue State.

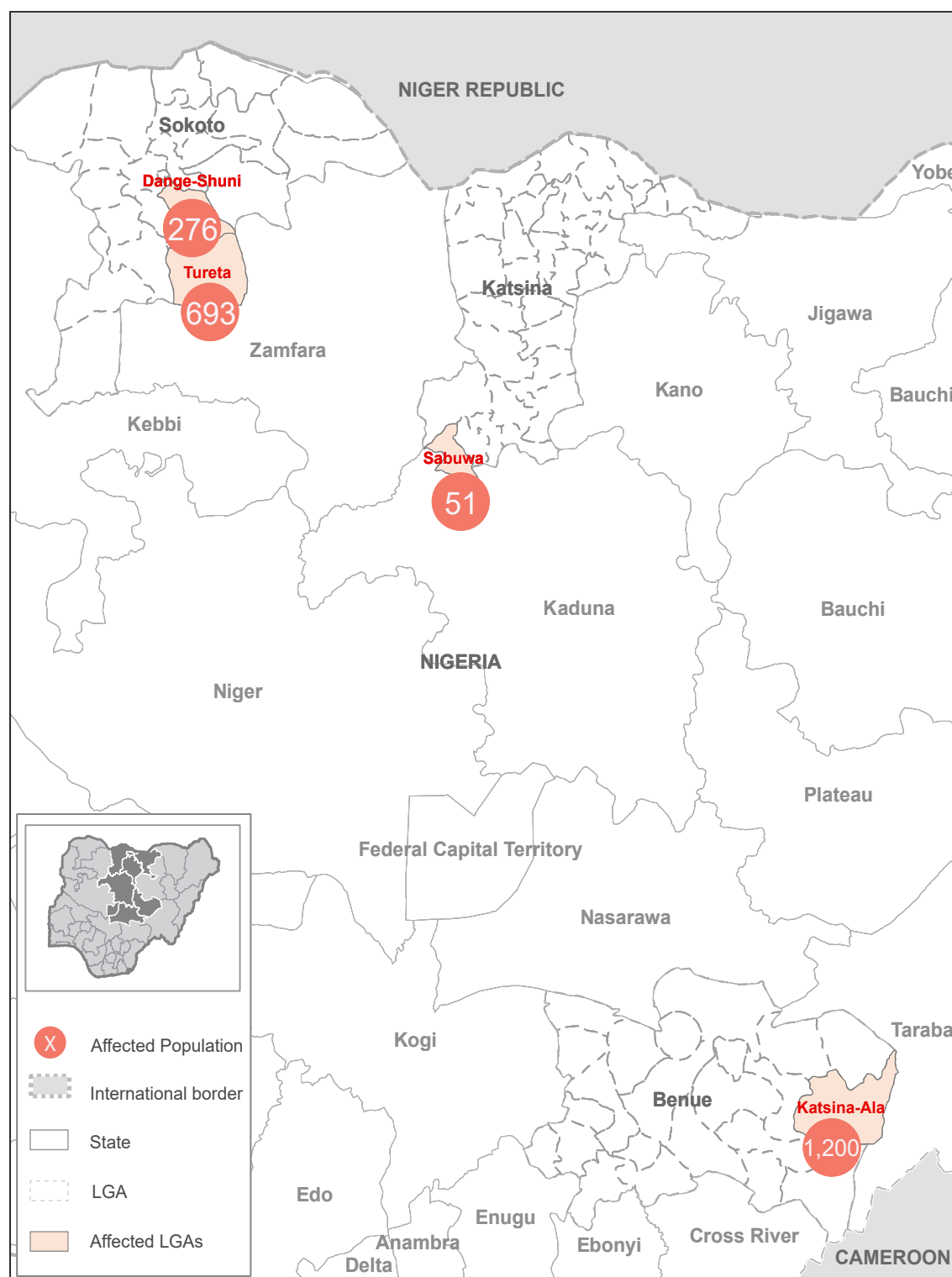
GENDER (FIG. 1)



MOST NEEDED ASSISTANCE (FIG. 2)



AFFECTED LOCATIONS



The map is for illustration purposes only. The depiction and use of boundaries, geographic names and related data shown are not warranted to be error free nor do they imply judgment on the legal status of any territory, or any endorsement or acceptance of such boundaries by IOM.

AFFECTED POPULATION (TABLE 1)

State	LGA	Cause of Incident	Number of Affected Households	Number of Affected individuals	Casualties	Male	Female	Children	Number of Damaged Shelters
Katsina	Sabuwa	Attacks	9	51	3	23	28	18	0
Sokoto	Dange-shuni	Attacks	54	276	7	110	166	114	0
Sokoto	Tureta	Attacks	132	693	19	290	403	338	0
Benue	Katsina-ala	Attacks	200	1,200	11	502	698	604	0
Grand Total			395	2,220	40	925	1,295	1,074	0

"When quoting, paraphrasing, or in any other way using the information mentioned in this report, the source needs to be stated appropriately as follows: "Source: Displacement Tracking Matrix (DTM) of the International Organization for Migration (IOM), SEPTEMBER 2021.""